



# Integrating intersectional perspective into the Gender Equality Index

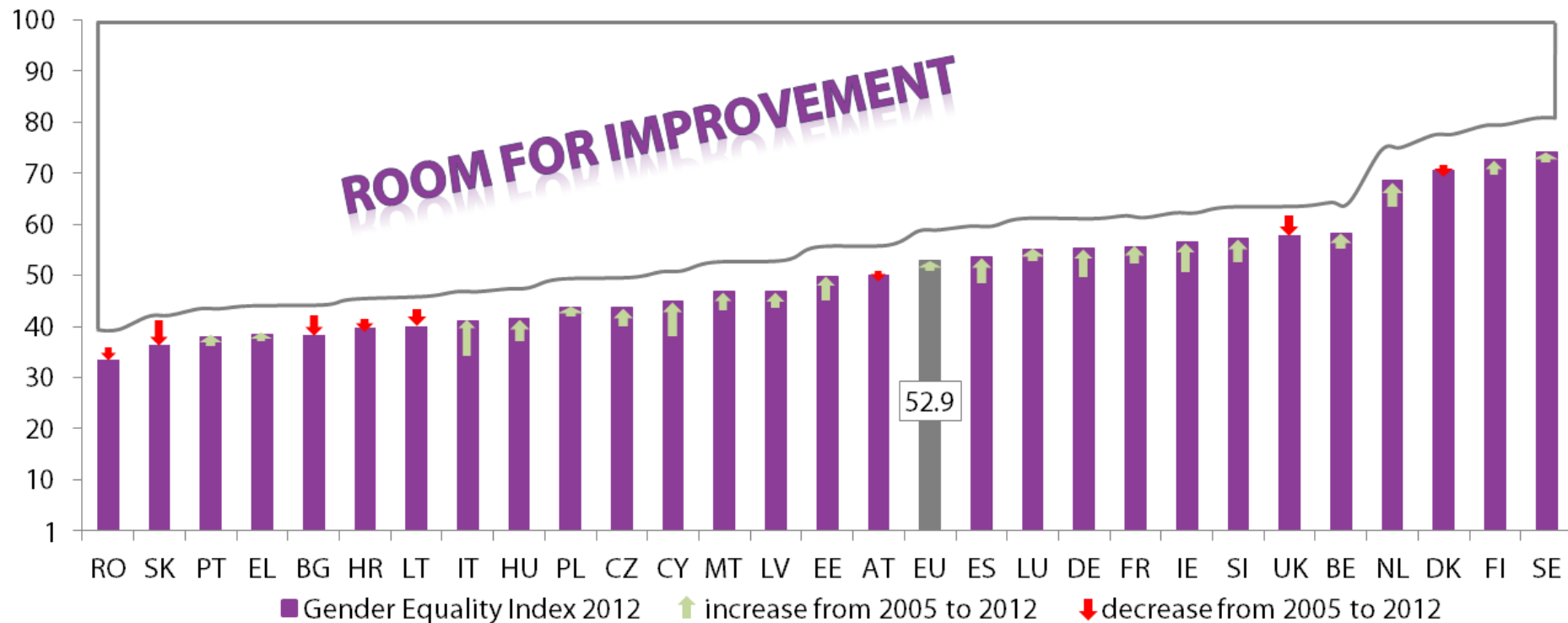
Dr. Marre Karu  
Gender Equality researcher

Equinet Conference - Diverse, Inclusive and Equal: Innovating at the intersections of gender equality

07.12.2016, Brussels



# Gender Equality Index 2012



1 = no gender equality

100 = complete equality

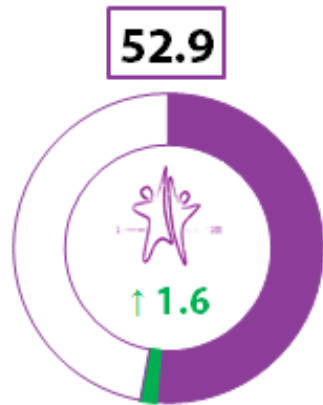
→ New edition of Gender Equality Index will be published autumn 2017



# The Gender Equality Index and it's domains

## EU-28, 2012

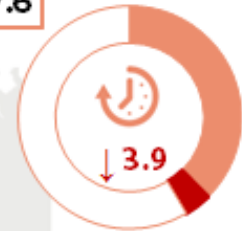
### GENDER EQUALITY INDEX



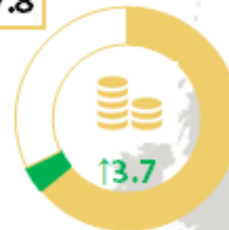
Work  
**61.9**



Time  
**37.6**



Money  
**67.8**



Knowledge  
**49.1**



Health  
**90.0**




Power  
**39.7**



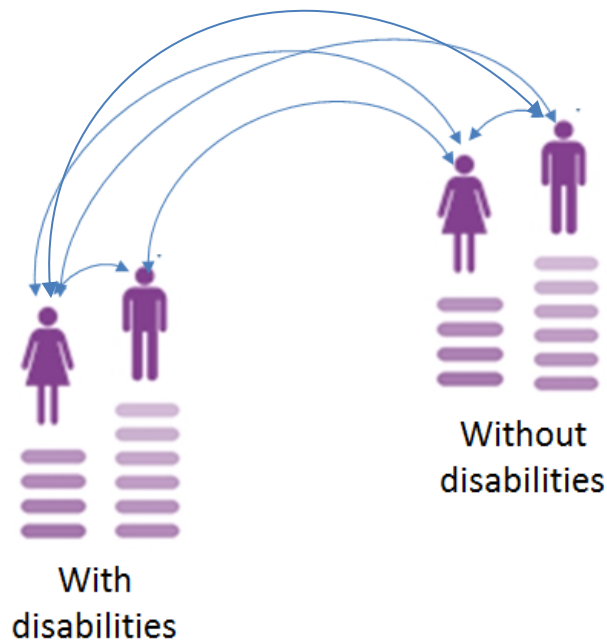
↑ increase in scores from 2005 to 2012

↓ decrease in scores from 2005 to 2012

Gender Equality Index counts  
**gender gaps** adjusted for  
**levels of achievement**



# Measuring intersectional inequalities: Intersection of gender and other characteristics will be included to the Index



## Family type

1. Single person
2. Lone mother/father
3. Living in couple without children
4. Living in couple with children

## Migrant background

1. National born
2. Non-national born

## Disability

1. With limitations in everyday life
2. No limitations in everyday life

## Education

1. Low educated
2. Medium educated
3. High educated

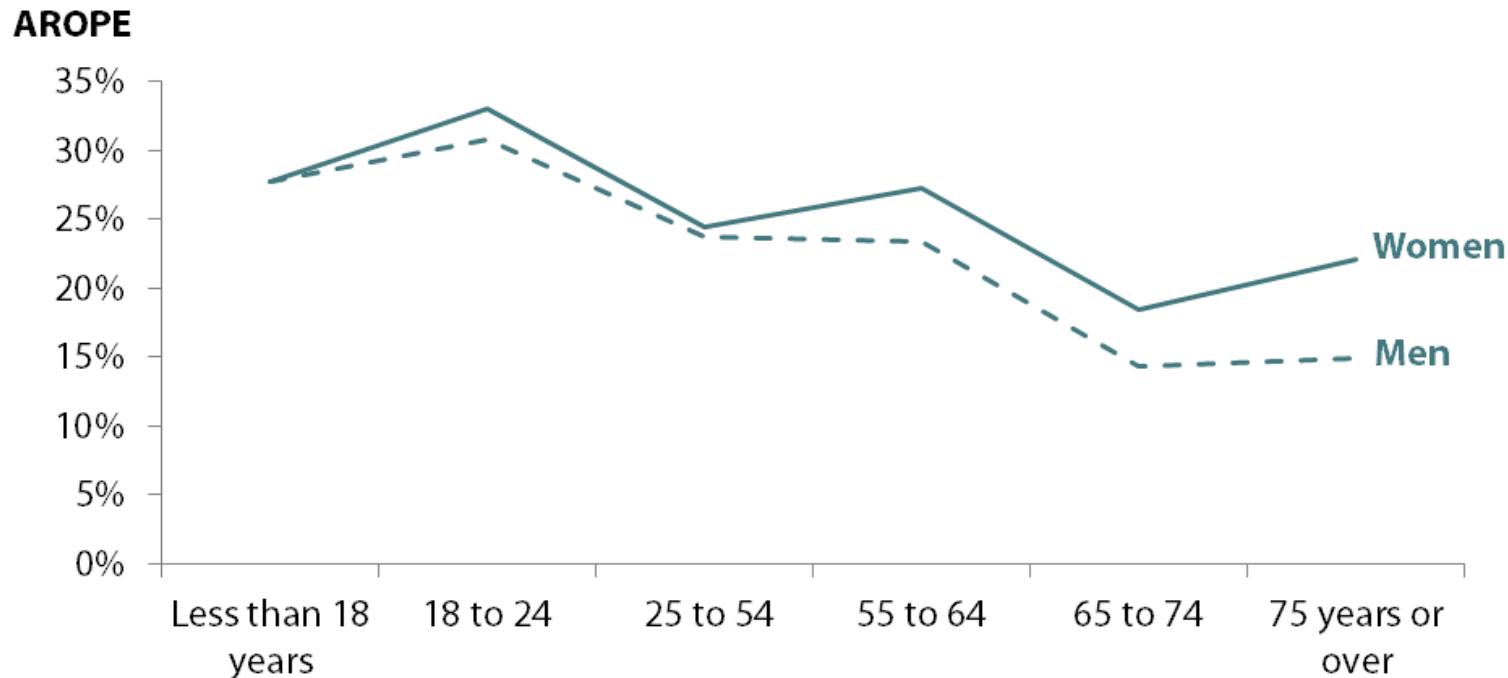
## Age groups

1. 15/16 – 24
2. 25 – 49
3. 50 – 64
4. 65 and older



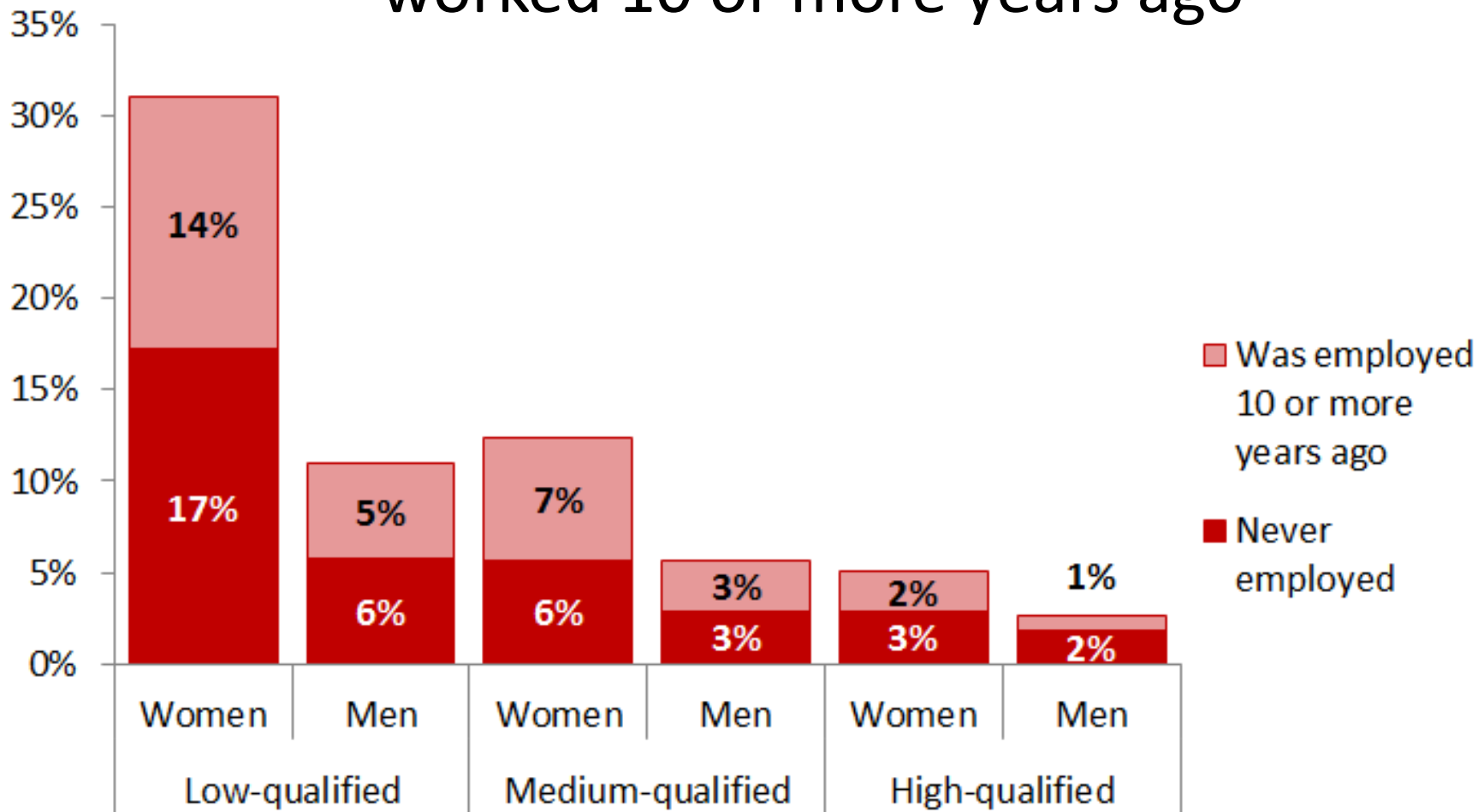
## Intersection of age and gender

### Poverty or social exclusion rate (AROPE) by age of women and men



**The risk of poverty or social exclusion decreases with age for both women and men while gender differences increase in older age groups**

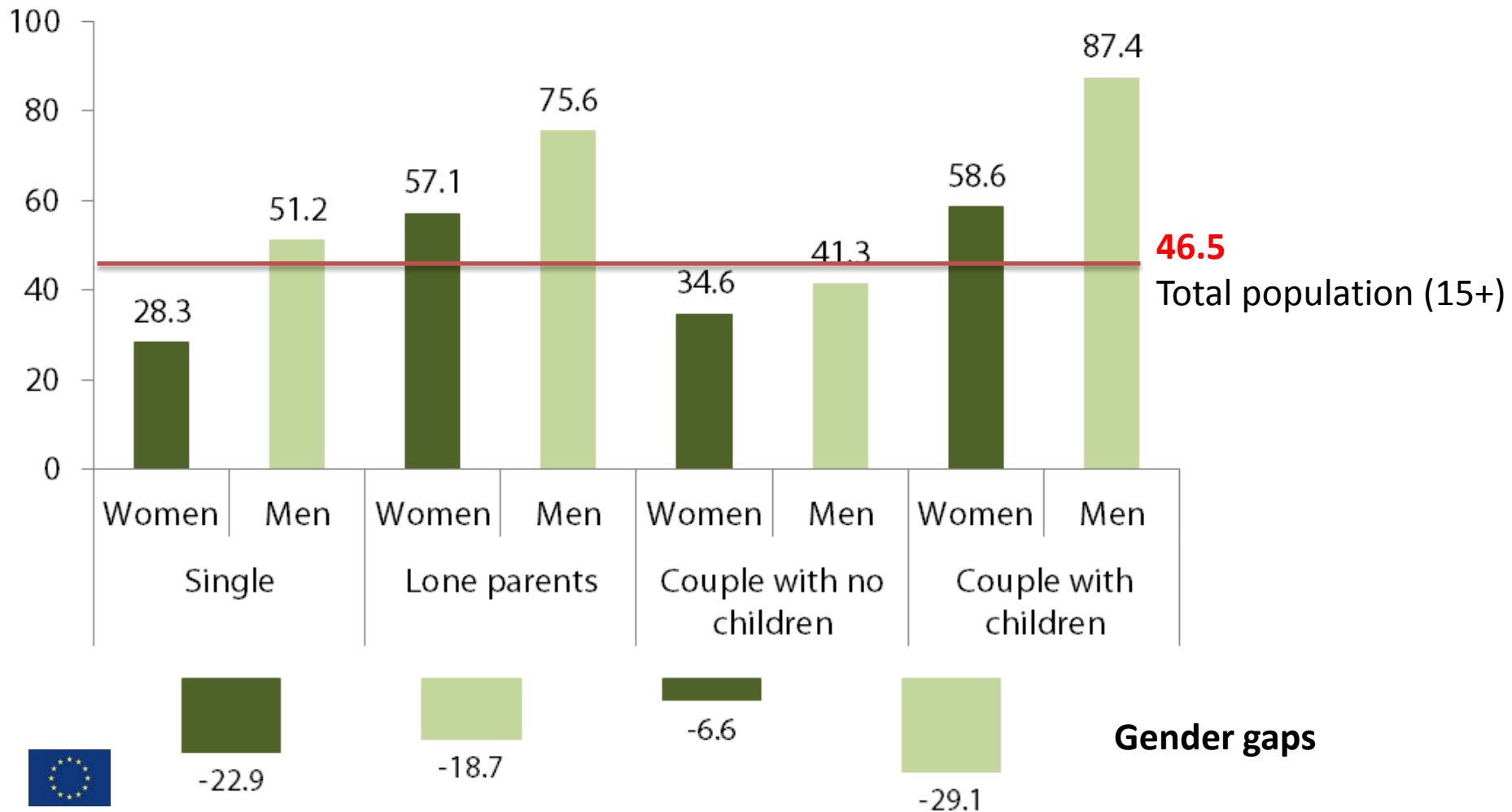
# 31% of low-educated women never worked or worked 10 or more years ago



Analysis of intersection of education and gender shows that low-educated women is a particular risk group in the labour market



# FTE employment rate by sex and household type, 2014 (%)





# Poverty rate and intersecting inequalities

## Family composition

### Lone parents

48% of mothers  
32% of fathers

### Couples

17% with 1 child  
19% with 2 children  
31% with 3+ children

## Disability

### Not disabled

W: 22% M: 20%

### Disabled (16-64)

W: 39% M: 37%

### Low

W: 35% M: 34%

### Medium

W: 24% M: 22%

### High

W: 13% M: 11%

## Level of education

## Migrant background

### Native born

W: 24% M: 21%

### Non-EU born

W: 41% M: 40%

### EU born

W: 27% M: 23%

# To conclude

- Gender Equality Index 2017 will incorporate intersecting inequalities
- Index score (may be) reduced for those who have large intersectional inequalities
- Five areas of life from intersectional perspective will be analysed
  - Domains of work, money, health, time and knowledge
  - Analysis will reveal most disadvantaged groups in these areas and give policy pointers where to focus to reach the objectives in EU-28



# Gender Equality Index



<http://eige.europa.eu/gender-statistics/gender-equality-index>

Facebook: <https://www.facebook.com/eige.europa.eu>

Twitter: #EIGEIndex @eurogender

