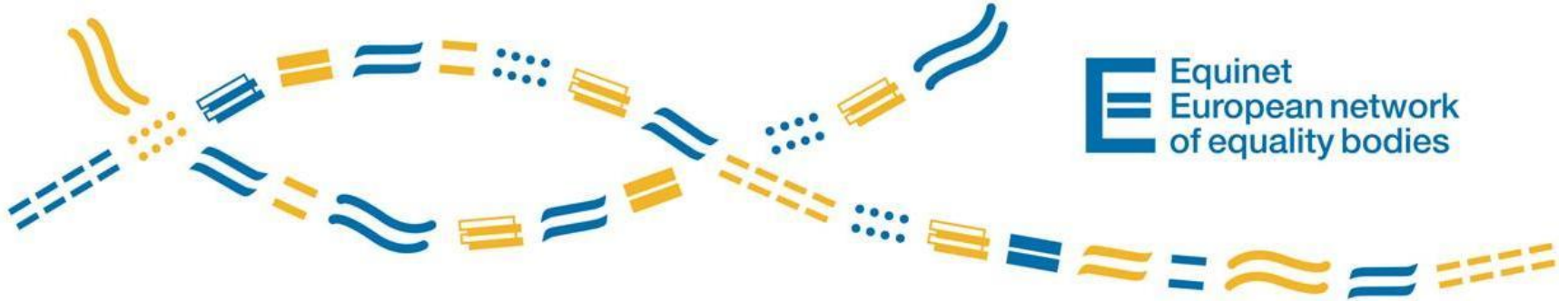


EQUINET IN 2014

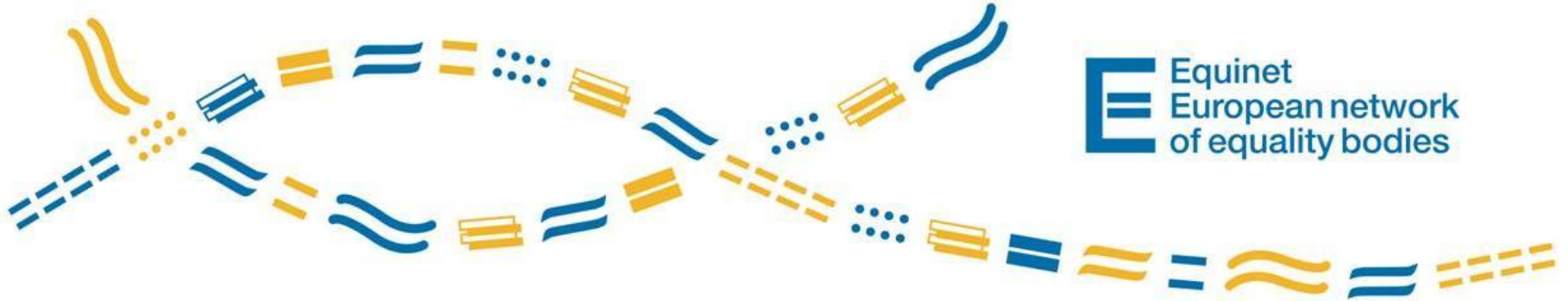
FUNDING & FINANCIAL HIGHLIGHTS





2014 CONTEXT

- Audit of accounts 2013
- **Action** grant 2014 from the EC (new, heavier reporting rules)
- Submission of Budget 2015 (New EC Programme Framework)



AUDIT 2013

- “MINI AUDIT” by the European Commission of our submitted accounts 2013
- Third audit in two years
- 14,483eur of real expenses rejected by the EC (out of 778,842eur) but Equinet contesting 9,175eur
- With the currently rejected costs, Equinet ends 2013 with a real cash loss of 1,808eur


EQUINET ACCOUNTS 2013

Expenses

	Actual costs	Accepted costs after EC audit	Diff. costs accepted / Actual costs
Salaries	380,734	380,734	0
Travel and accommodation	198,180	195,376	-2,804
Equipment for the Secretariat	2,418	2,312	-106
Consumables	14,402	11,888	-2,513
Services	183,108	174,148	-8,960
Total Cash Expenses	778,842	764,459	-14,383
Salaries of the staff of Members involved in activities	165,406	156,466	-8,941
Total Expenses 2013	944,248	920,924	-23,324

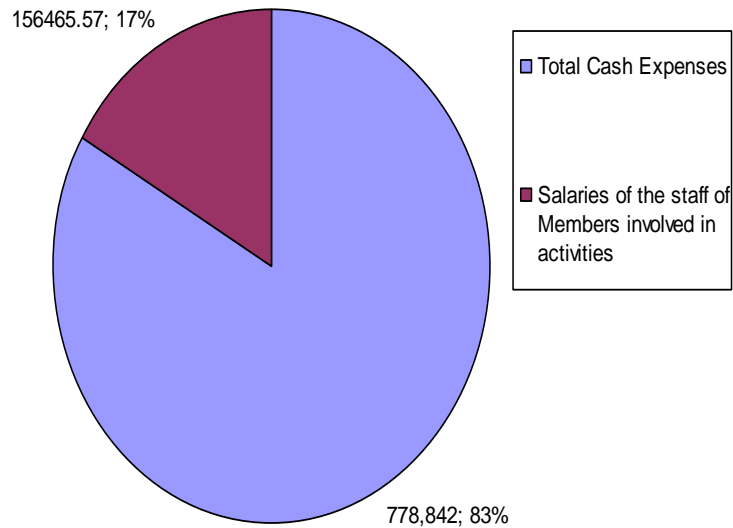
Income

Final EC grant (pending review of contested amount)	715,006
Membership Fees	62,028
Total Cash Income	777,034
Salaries of the staff of Members involved in activities	156,466
Total Income 2013	933,499
Final Cash Balance 2013	-1,808
Amount contested by Equinet	9,175
Balance 2013 if contested amount is accepted	7,367

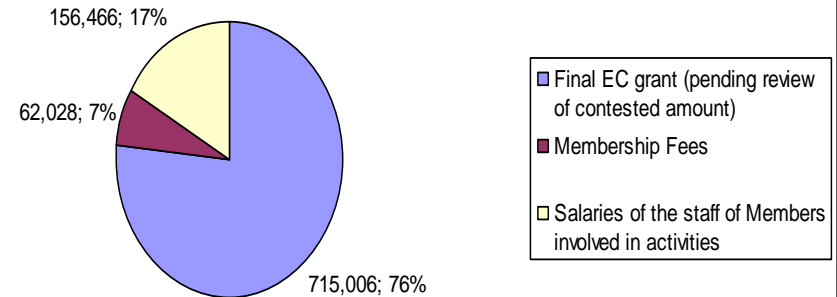


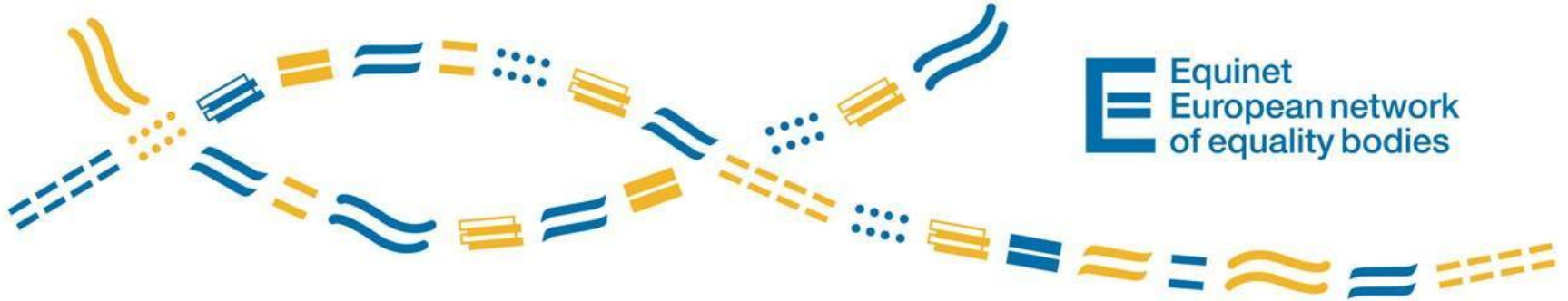
EQUINET Finances in 2013

Real Expenses 2013



Income 2013

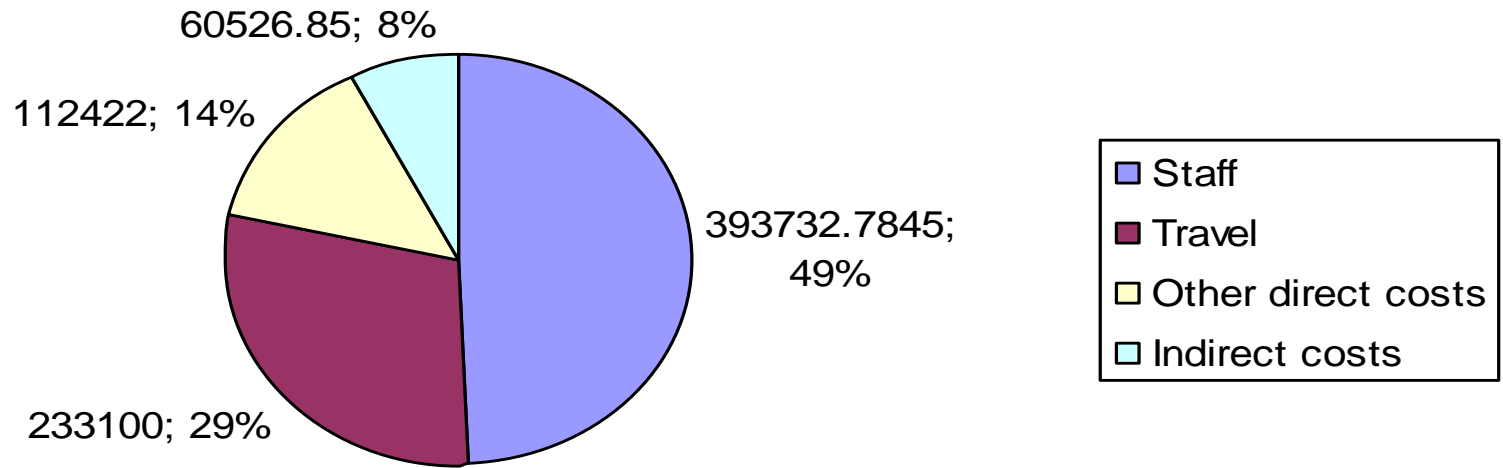





Equinet Budget 2014

- *The Rights, Equality and Citizenship Programme 2014-2020* was not ready for the start of 2014
- EC funding gap-bridging solution: reallocation of some remaining PROGRESS funds
- But **1-year ACTION GRANT** instead of Operating Grant
=> Time commitments eligible
- More Stringent reporting rules

Equinet budget 2014





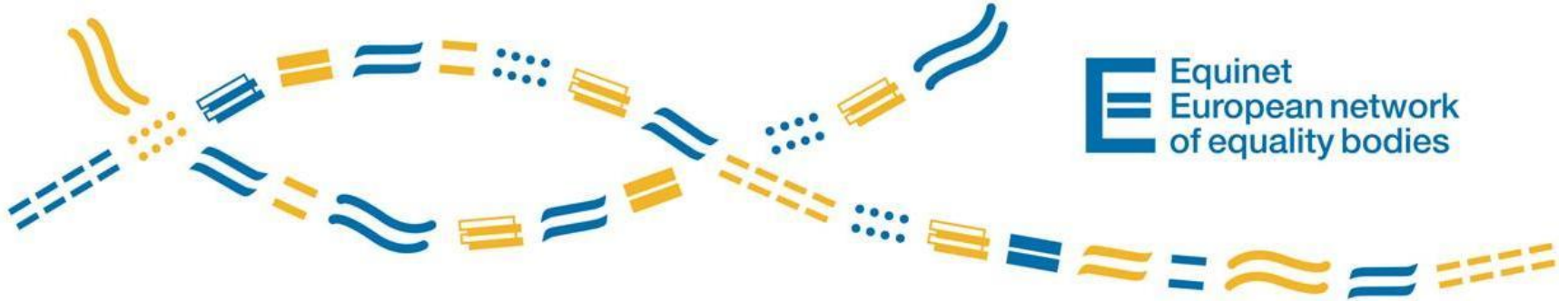
Financial Actuals 2014

	Budget	Current spending	Projections	Projected final balance
Salaries	393,733	256,515	137,000	218
Travel & Accommodation	233,100	151,480	70,000	11,620
Consumables	1,000	0	1,000	0
Services	111,422	47,534	60,000	3,888
Administrative Costs	60,527	19,973	43,000	-2,446
Time Commitments	125,372	?	?	?
TOTAL	925,154			



What We Need From Members For The Salary Costs 2014

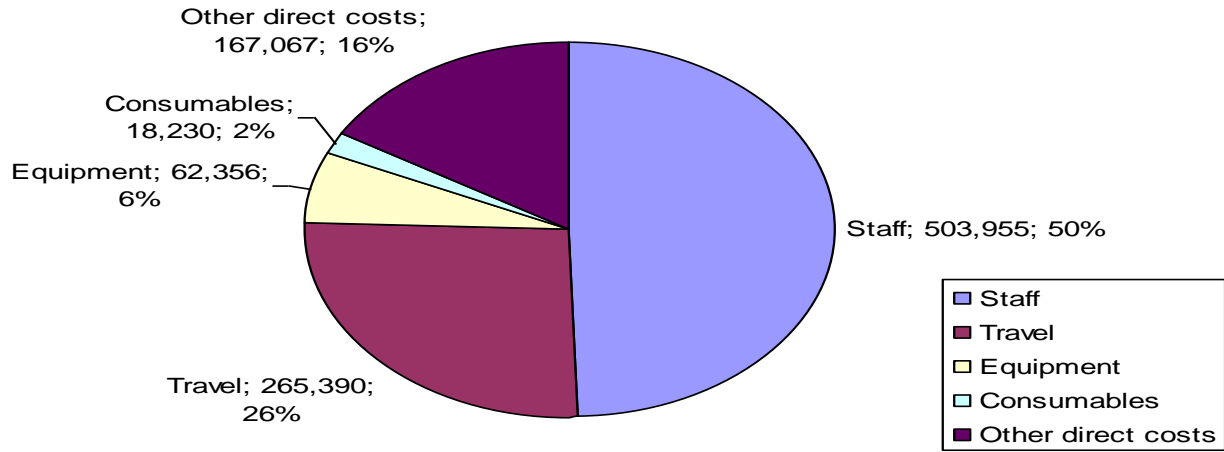
- **TIMESHEETS**
- **SALARY SHEETS**
- **PROOF OF PAYMENT OF SALARIES**
- **SECONDMENT LETTERS**



Equinet in 2015 and beyond

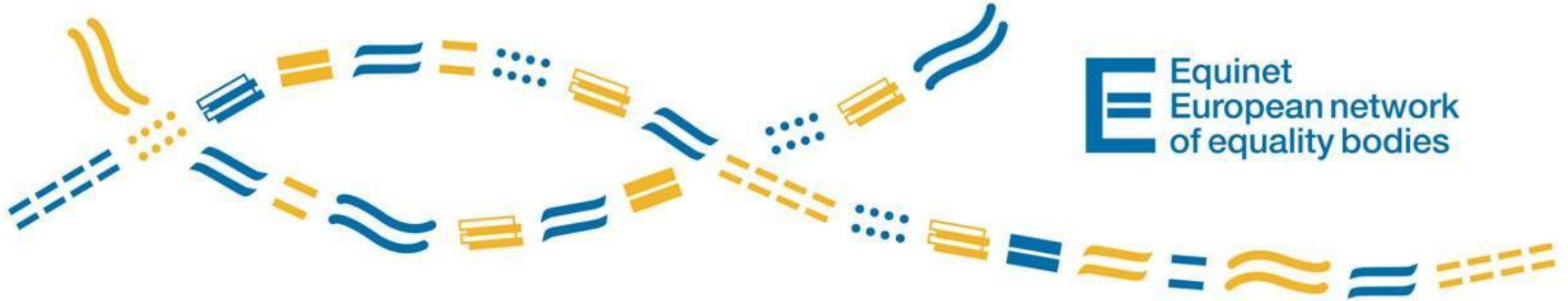
- *De facto Monopoly*
- *Rights, Equality and Citizenship Programme 2014-2020*
- New set of rules: co-funding minimum 5% (instead of +/- 25% before) → Should be able to cover it only with Membership Fees (no need for salary costs of Members anymore)

Equinet budget 2015



Equinet Income 2015





Conclusions

- 2014: exceptional EC Action Grant (Members input is crucial)
- 2015 onwards: New system for future funding looks promising