

# Violence Against Women: An EU-wide survey

*Selected results*

*FRA-Equinet meeting*



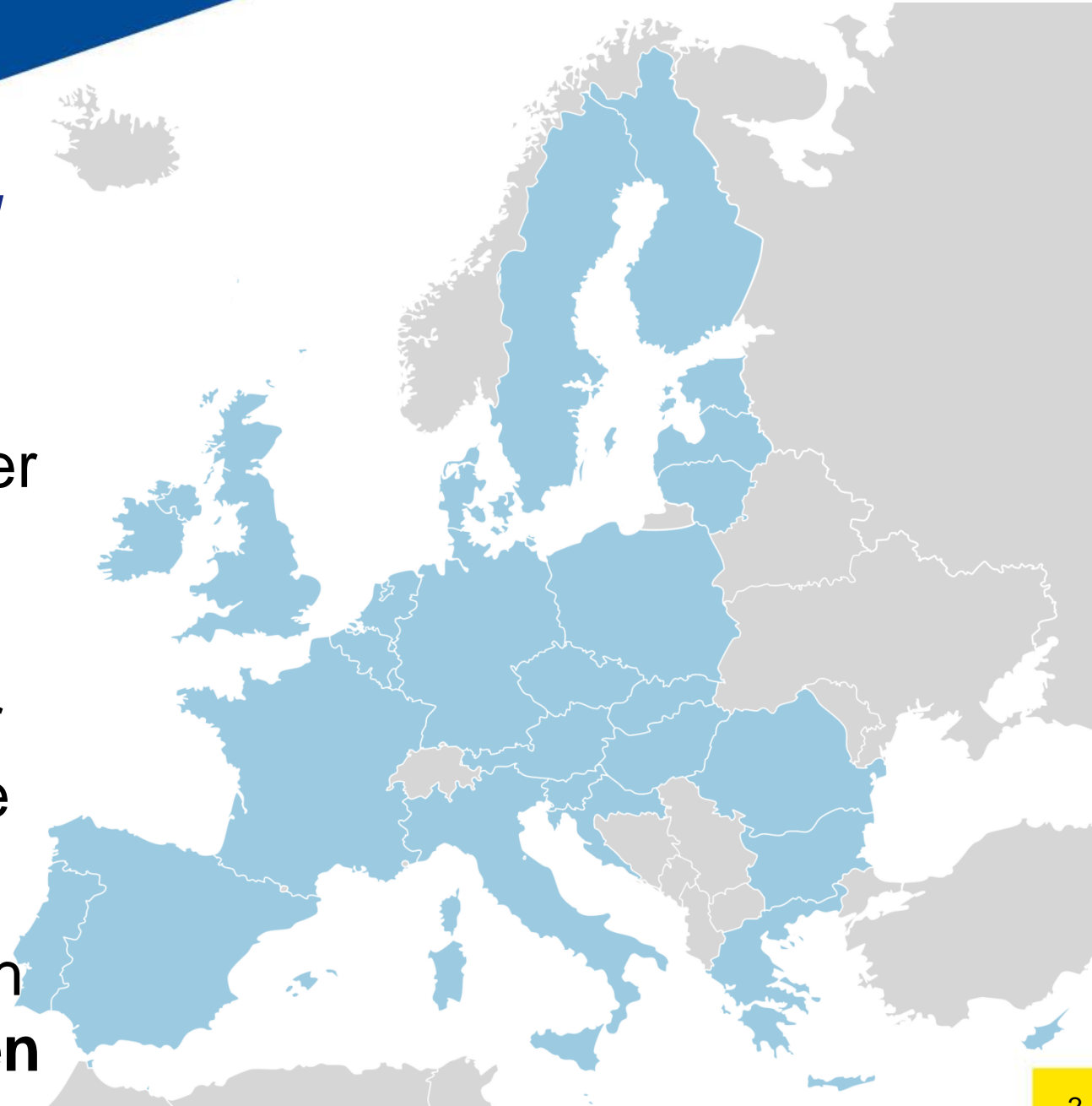
Dr. Joanna Goodey

Head of Freedoms & Justice Department

FRA

# The FRA VAW survey

- 28 EU Member States
- 1,500 interviews per Member State
- In total, interviews with **42,000 women**



## How the survey was carried out

- Random sample of women aged 18-74 years old
- All interviews face-to-face
- Each interview between 25 mins to over 2 hours
- A standardised questionnaire for all countries
- Female interviewers with specialised training
- **2 years to develop the survey + 1 year for fieldwork**

## What the survey asked

- Physical and sexual violence – by partners & non-partners
- Psychological violence by partners
- Stalking and sexual harassment – including cyber
- Fear of victimisation and its impact
- Awareness of law & support services
- Violence in different settings & by different perpetrators
- **Experiences since age 15 & in last 12 months**
- **Experience of violence before age 15 – by an adult**

# Main results report

- Contains information on using the survey results
- Recommendations at the end of each chapter

Available at  
<http://fra.europa.eu>



# Overall prevalence of physical & sexual violence

---

An illustration of what women  
said about their experiences

- **1 in 3 women has experienced physical and/or sexual violence (at least once since she was 15)**
  - 8 % of women in the last 12 months
- **22% of women have experienced physical or sexual violence by a partner**
- **11% of women have experienced some form of sexual violence**
- **5% of women have been raped**
- **1 in 2 women has been sexually harassed**
  - As many as 1 in 5 women in the last 12 months
  - Context: Gender Equality Directive 2006/54/EC (recast)

## Physical violence since age 15 (%)

	Any partner or non-partner
Pushed or shoved	23
Slapped	17
Hard object thrown at them	9
Grabbed or pulled by the hair	13
Beaten with a fist or a hard object, or kicked	10
Burned	1
Tried to suffocate or strangle	4
Cut, stabbed or shot	1
Beat head against something	4
<b>Any of the above</b>	<b>31</b>
<b>Any of the above, excluding 'pushed or shoved'</b>	<b>25</b>



## Sexual violence since age 15 (%)

	Any partner or non-partner
Forced into sexual intercourse – by holding down or hurting	5
Attempted sexual intercourse with force – by holding down or hurting	6
Made to take part in sexual activity when didn't want to or couldn't refuse	6
Consented to sexual activity because was afraid of consequences if refused	6
<b>Any of the above</b>	<b>11</b>

# Sexual harassment

---

Directive 2006/54/EC (recast)

Art.2 – ‘sexual harassment’

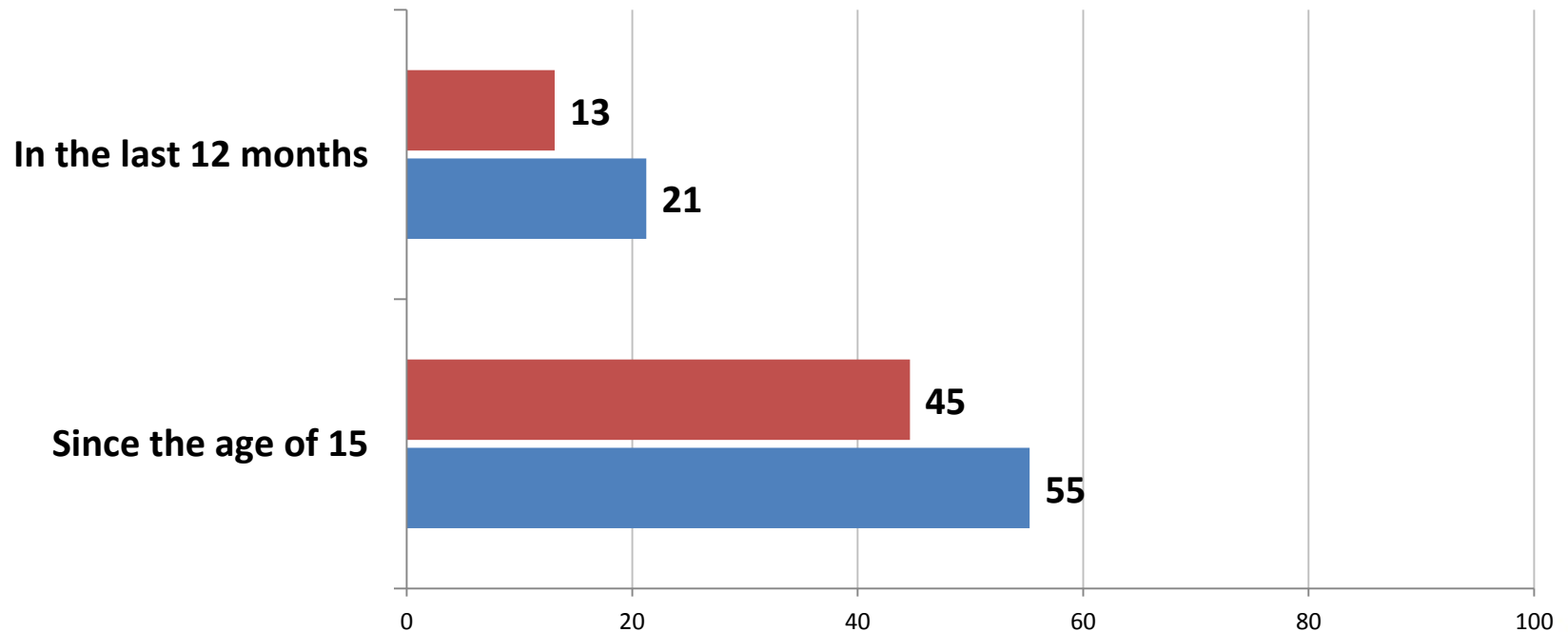
Art.20 – Equality Bodies

# Sexual harassment questions in the survey: 11 items (of which 6 focused on)

1. Unwelcome touching, hugging or kissing?\*
  2. Sexually suggestive comments or jokes that made you feel offended?\*
  3. Somebody sending or showing you sexually explicit pictures, photos or gifts that made you feel offended?\*
  4. Somebody indecently exposing themselves to you?\*
  5. Somebody made you watch or look at pornographic material against your wishes?\*
  6. Unwanted sexually explicit emails or SMS messages that offended you?\*
- Inappropriate advances that offended you on social networking websites such as Facebook, or in internet chat rooms?
  - Inappropriate invitations to go out on dates?
  - Intrusive questions about your private life that made you feel offended?
  - Intrusive comments about your physical appearance that made you feel offended?
  - Inappropriate staring or leering that made you feel intimidated?

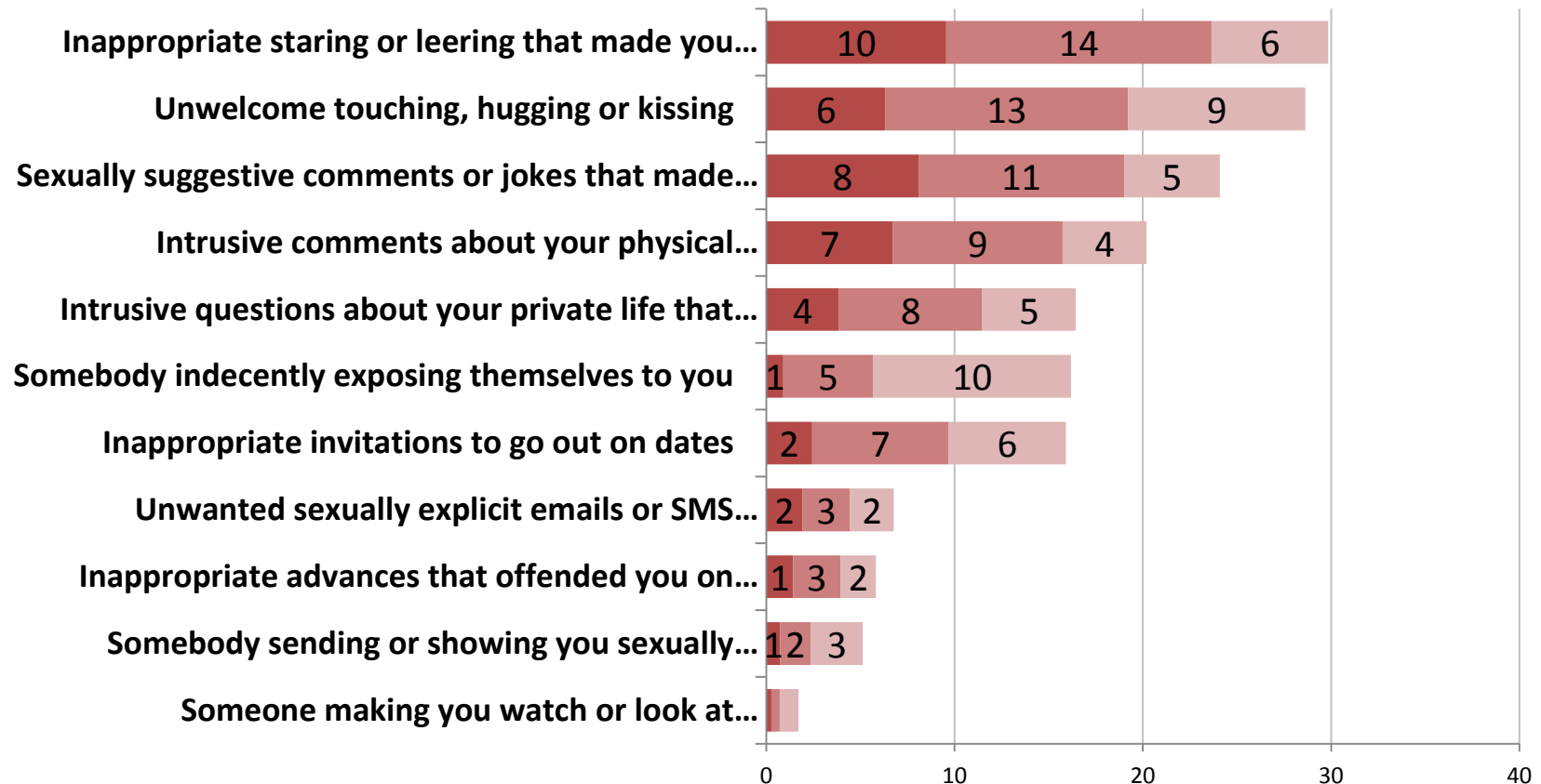
# Prevalence of sexual harassment (%)

- Overall rate of sexual harassment with 6 items
- Overall rate of sexual harassment with 11 items

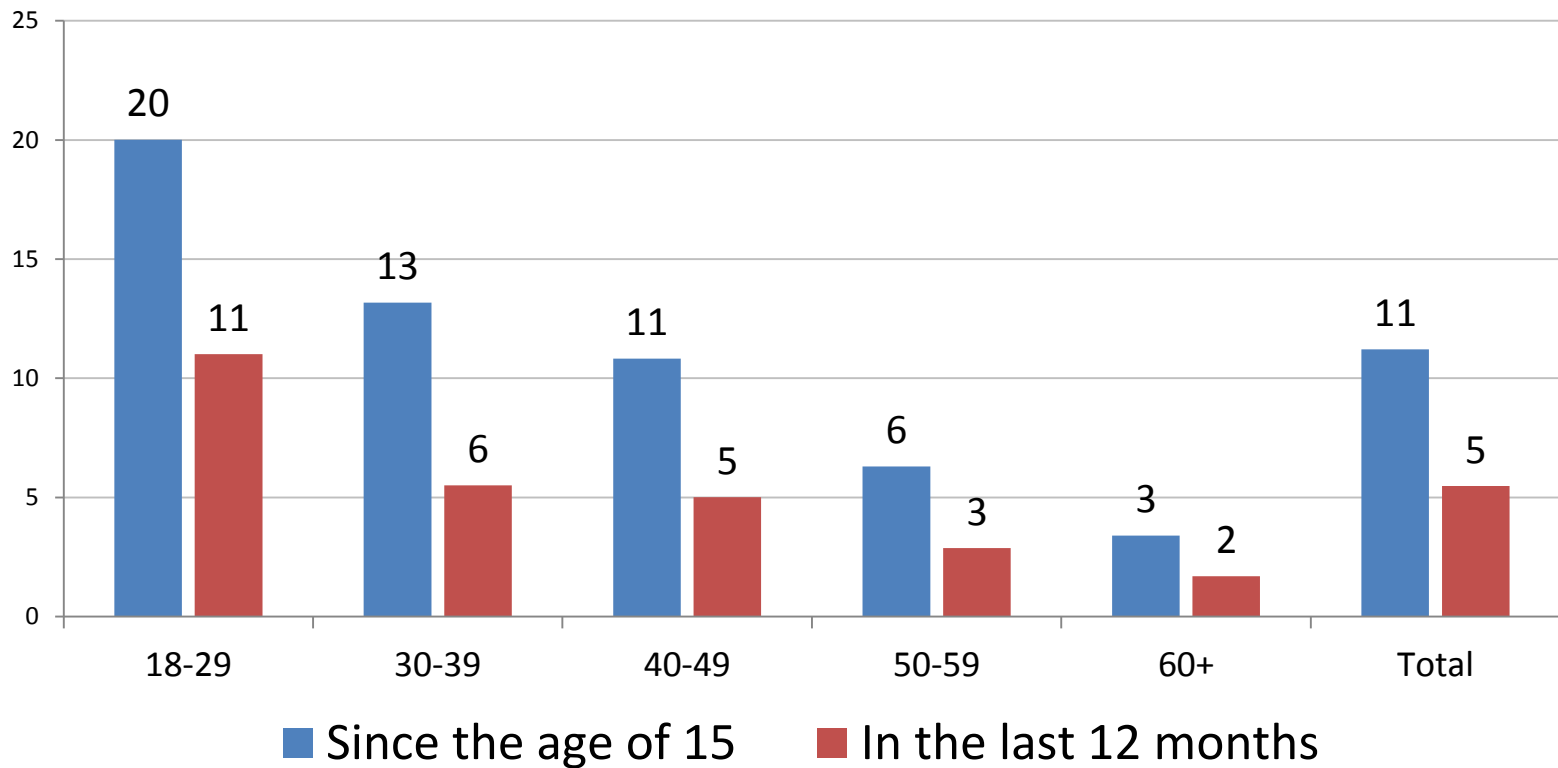


# Forms of sexual harassment, since the age of 15 (%)


■ 6 or more times   ■ 2-5 times   ■ Once



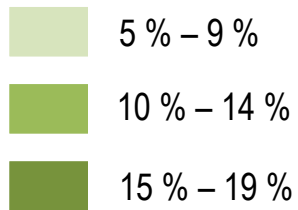
# Sexual cyberharassment by age group (%)



# Sexual cyberharassment since the age of 15

 = 11 %

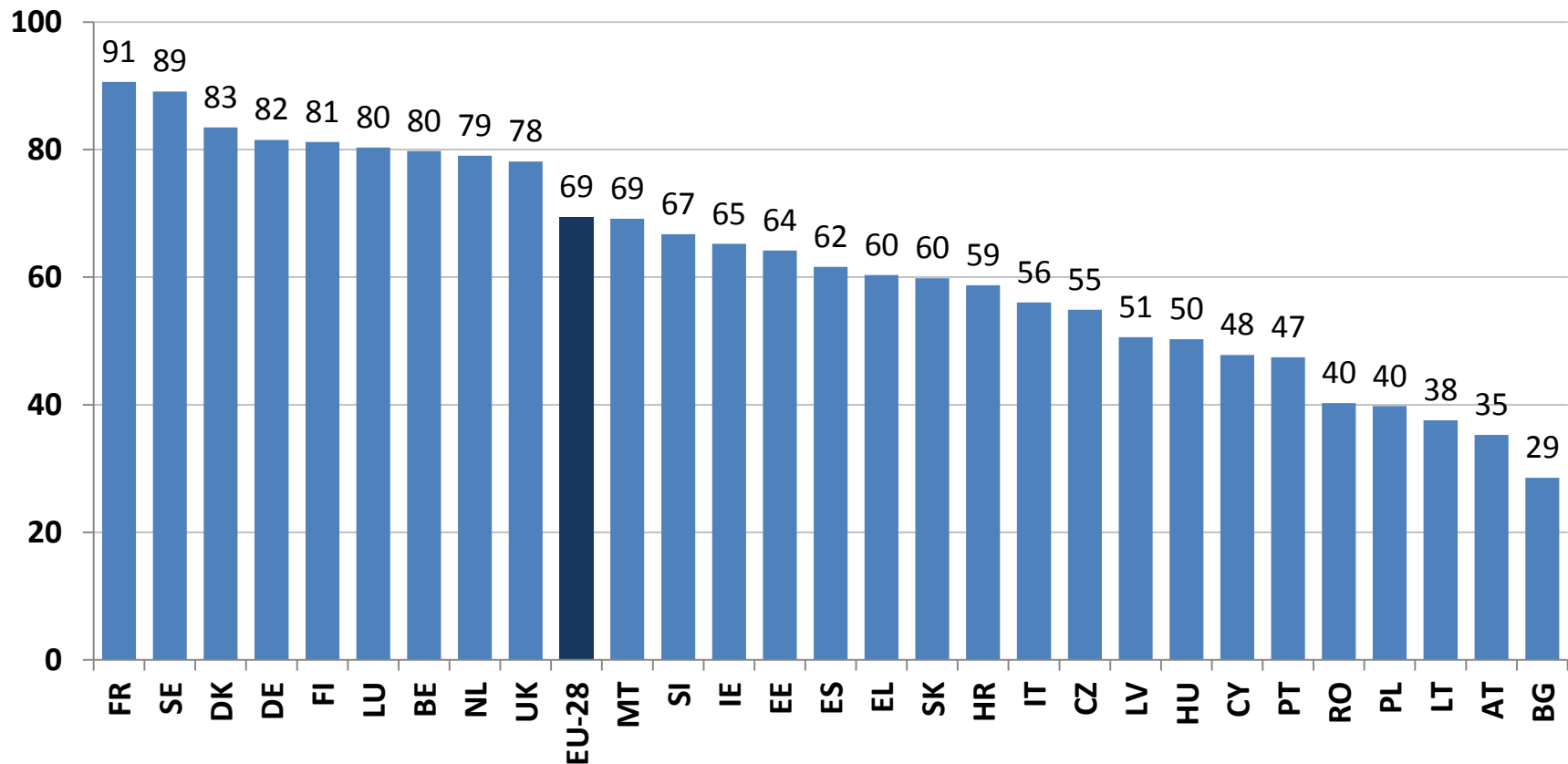
## Key



Malta

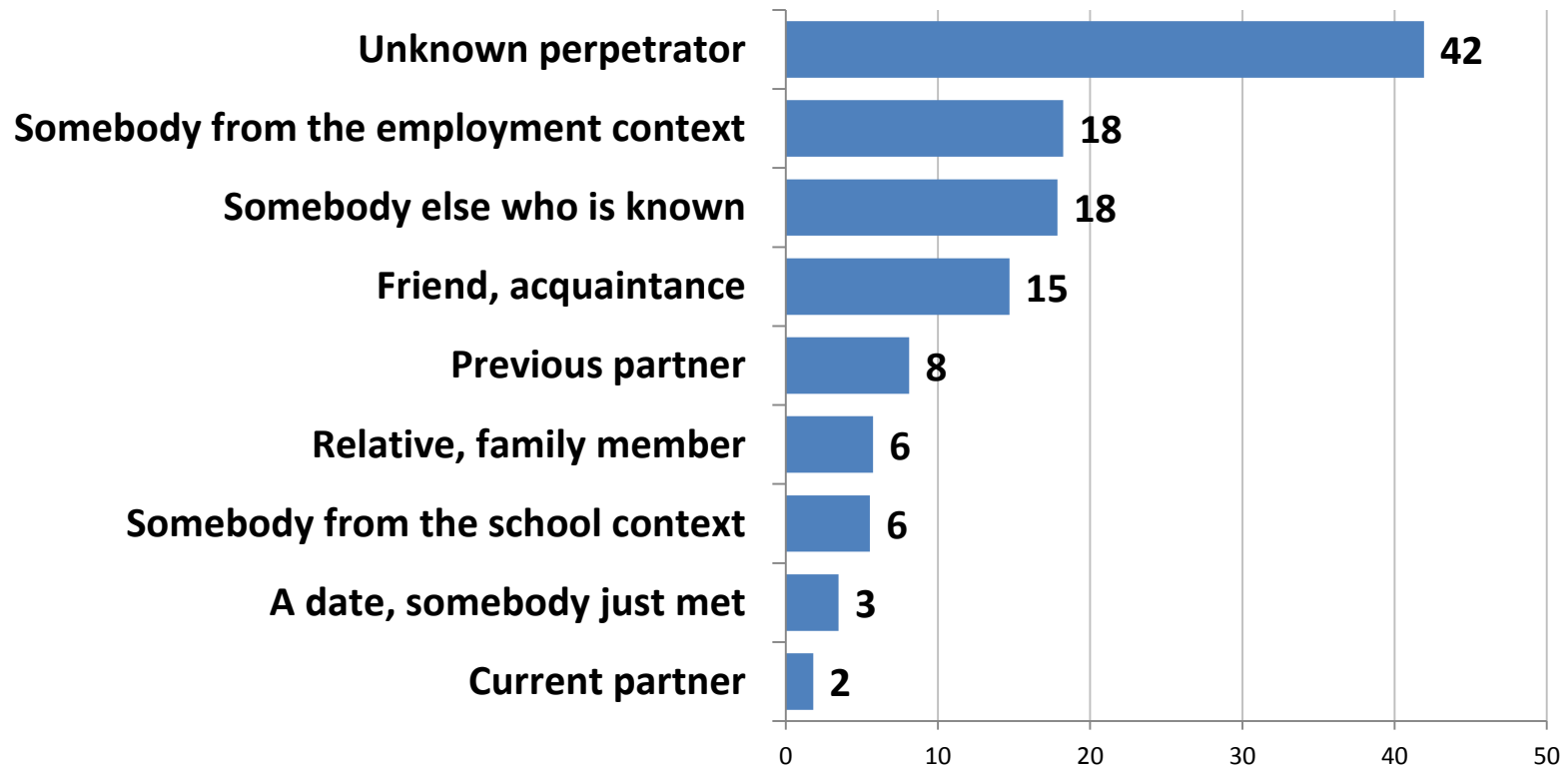
Cyprus

# Sexual harassment among women with tertiary education, since the age of 15 (%)

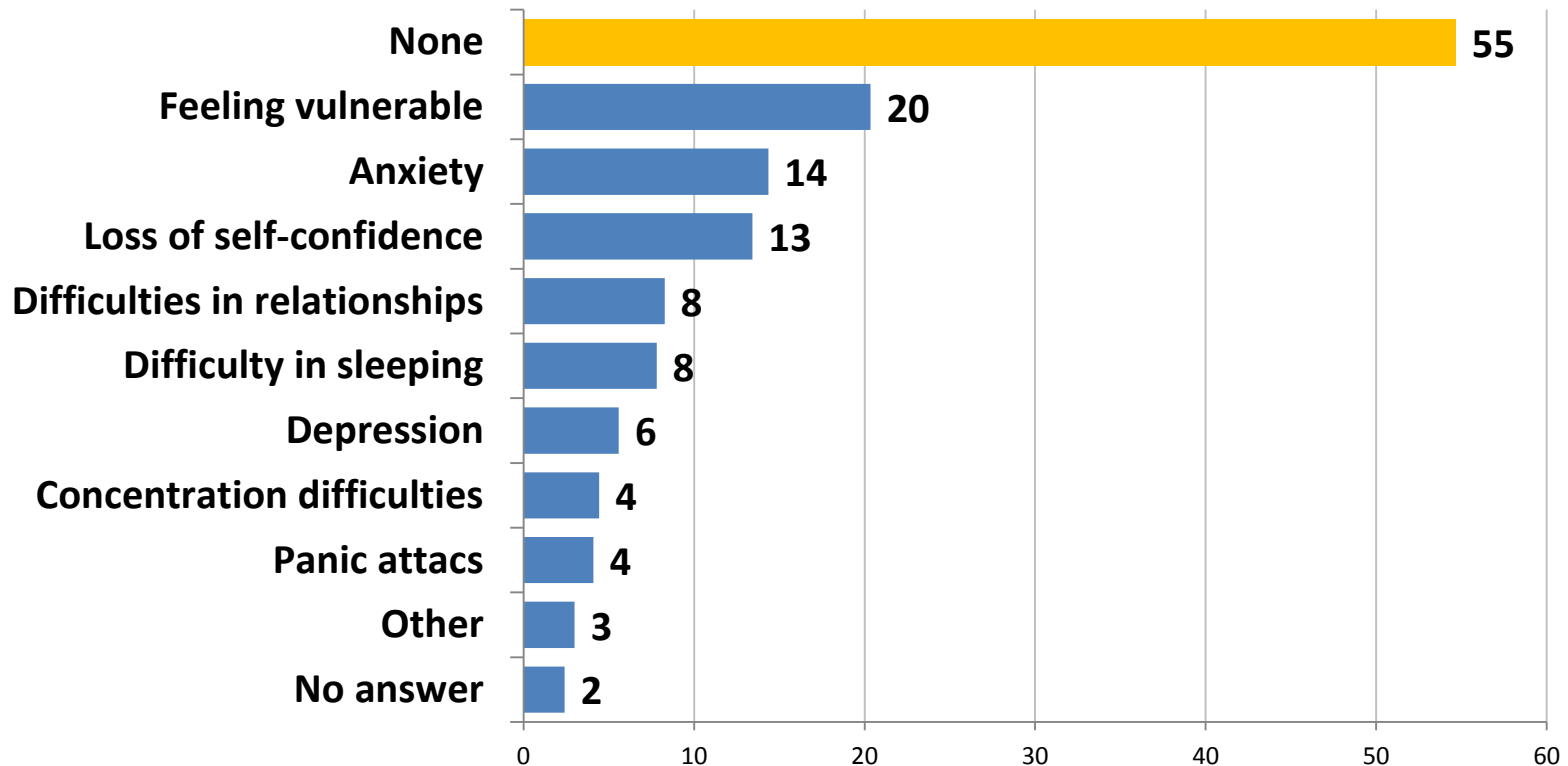




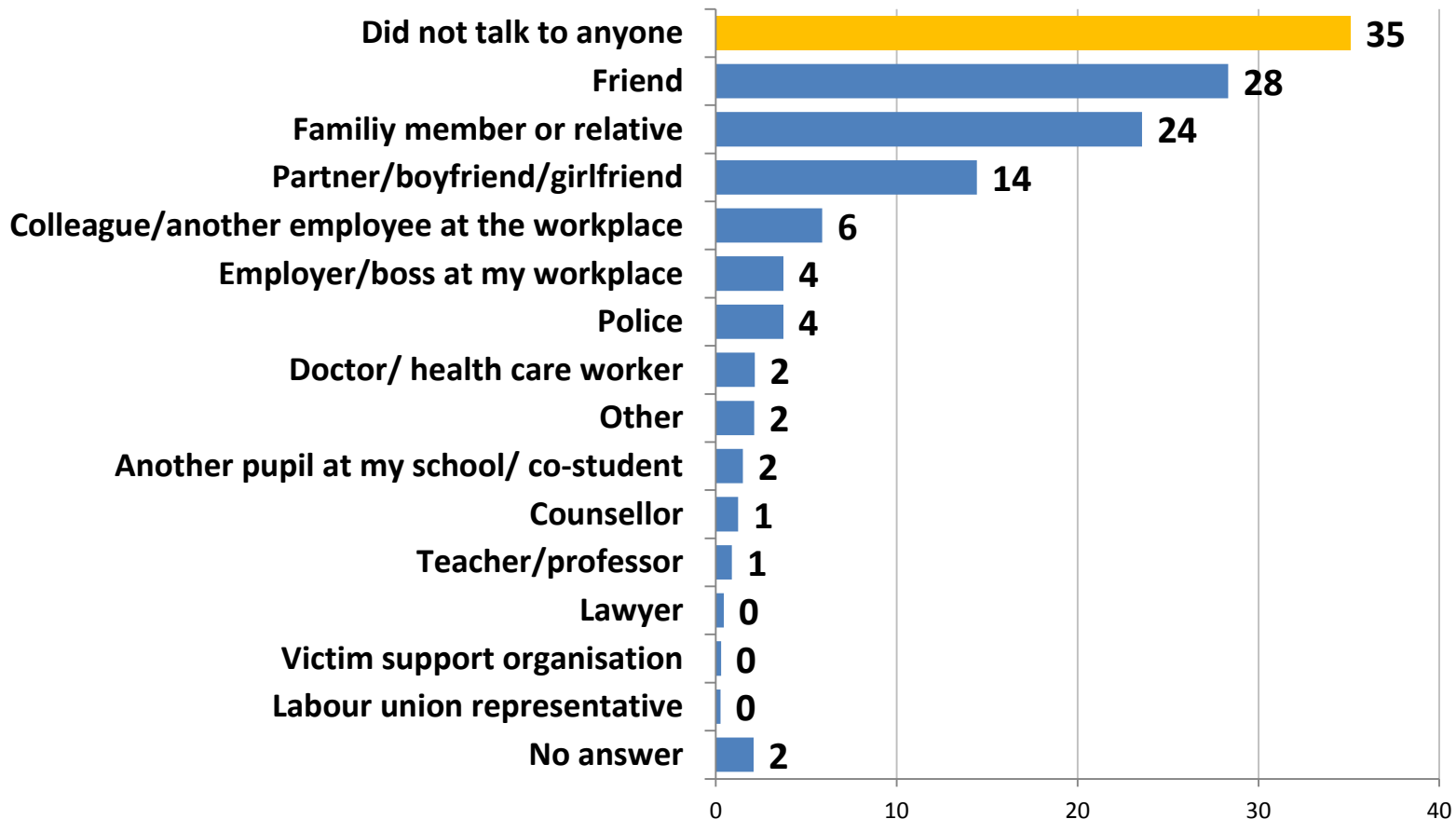
# Perpetrators – most serious incident of sexual harassment (%)



# Psychological consequences of the most serious incident of sexual harassment (%)



# Talking about the most serious incident of sexual harassment (%)



# Sexual harassment

## FRA Opinions

- Employers' organisations and trade unions should further promote awareness of sexual harassment and encourage women to report incidents
- **Role of Equality Bodies?**
- EU Member States need to review existing legislation and policy responses to sexual harassment, recognising that it can occur in various settings and can use different mediums – such as the internet
- **Role of Equality Bodies?**

# Sexual harassment

## FRA Opinions

- Recognition needs to be given to the fact that professional women are at risk of sexual harassment, as are other women. Awareness raising and practical initiatives by employers and other organisations should address this reality.
- **Role of Equality Bodies?**
- Administrative data and existing surveys on work and education should be enhanced to include regular and detailed questions on sexual harassment – so that the data can be used to inform policy and action.
- **Role of Equality Bodies?**

# Awareness

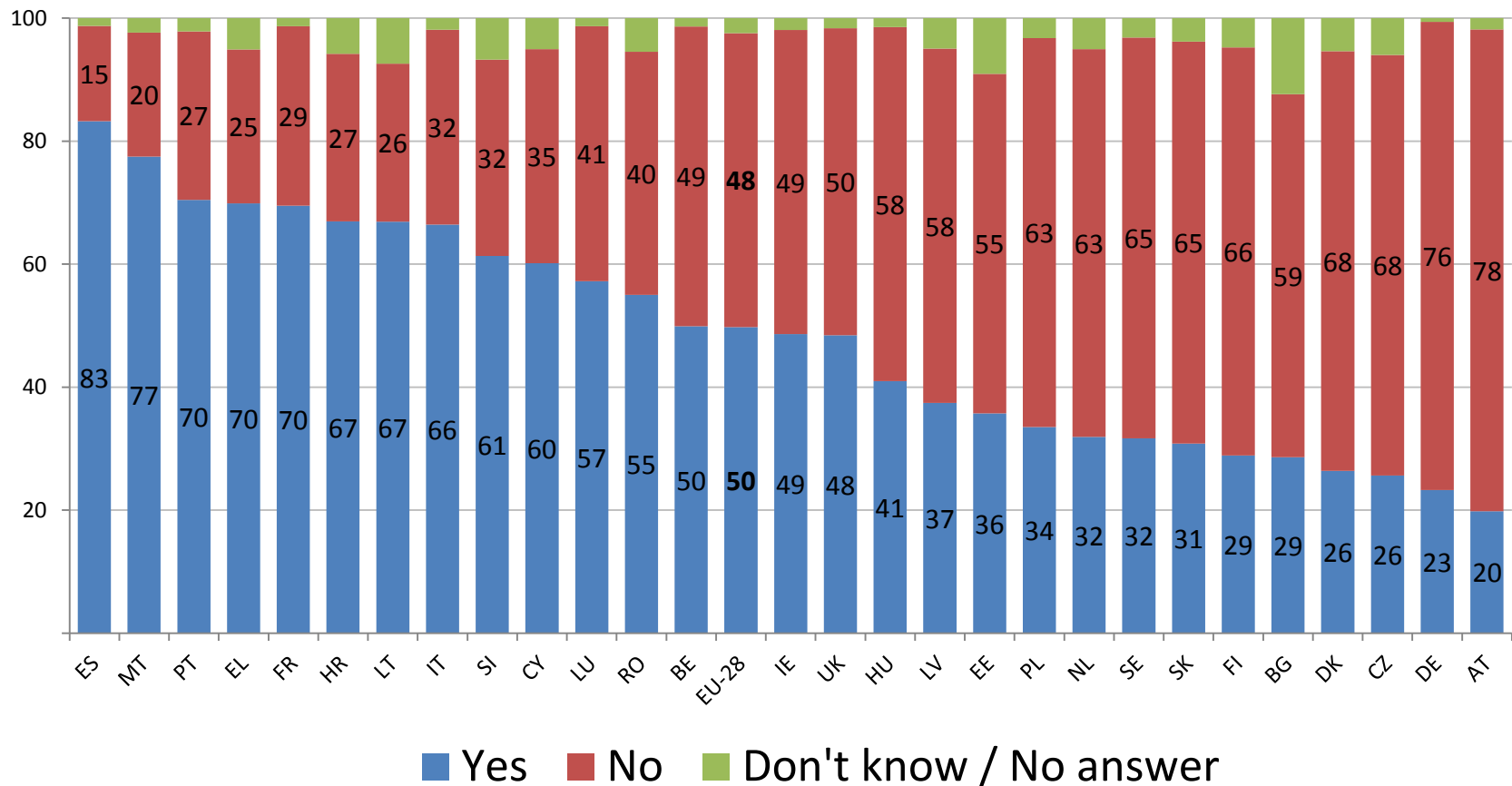
---

Women's awareness of  
campaigns, specialist services  
and their rights

## Awareness of law

- Every second woman in the EU is aware of existing legislation in their Member State concerning protection from and/or prevention of domestic violence
- BUT half of women either state that there is no specific legislation about domestic violence in their country or that they do not know if there is
- Great variation between Member States – often reflecting the reality concerning existence of targeted legislation

# Having seen or heard campaigns against violence against women, by EU MS (%)





## Have you ever heard of the following organisations or services? – Ireland

	Yes	No	Don't know
Rape Crisis Centre	94 %	6 %	–
Women's Aid	80 %	20 %	(0 %)
Safe Ireland	22 %	77 %	(1 %)

# Evidence-based advice

---

Why data is essential for developing and monitoring efforts to combat violence against women

## Generic follow-up points

- Ratification of the Istanbul Convention
- Implementation of the EU Victims' Directive, in particular with regard to the needs of victims of GBV; implementation of Gender Equality Directive (recast)
- Commission strategy on equality between women & men needs a comprehensive response to address all forms of violence against women
- Targeted prevention and awareness raising for young women
- Men need to be positively involved in efforts to combat and address violence against women

## Generic follow-up points

- Need to measure impact on the ground
- Effectiveness of legislation, policy initiatives and practitioner interventions can be judged by the evidence on the ground – namely, are women reporting abuse and are they satisfied with the services they receive (including from Equality Bodies)
- Need for harmonised information collection & exchange – with appropriate safeguards
- Women can contact several services – need for joined-up response
- Interventions relying on one institution/database may miss patterns of abuse

## Generic follow-up points

- Specific data on violence against women (or GBV) is currently not available in most Member States
- Comprehensive and detailed data is needed for the development & monitoring of policies to combat violence against women
- Working groups at EU level have been established to look at enhanced data collection in areas such as sex trafficking – good practice
- Equivalent working groups are needed on specific forms of violence against women – such as sexual harassment? – the scale of which is often significantly higher

# Resource materials



Main results report  
[en](#)



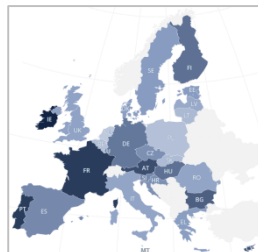
Summary report  
[bg](#) [cs](#) [da](#) [de](#) [el](#) [en](#) [es](#) [et](#) [fi](#) [fr](#) [hr](#)  
[hu](#) [it](#) [lt](#) [lv](#) [nl](#) [pl](#) [pt](#) [ro](#) [sk](#) [sl](#) [sv](#)



Technical report  
[en](#)



Factsheet  
[bg](#) [cs](#) [da](#) [de](#) [el](#) [en](#) [es](#) [et](#) [fi](#) [fr](#) [hr](#)  
[hu](#) [it](#) [lt](#) [lv](#) [nl](#) [pl](#) [pt](#) [ro](#) [sk](#) [sl](#) [sv](#)



Online data explorer  
[de](#) [en](#) [fr](#)




Survey questionnaire  
[en](#)

# Data explorer

- Data by topic, country...
- Visual presentation:
  - Country maps
  - Charts
  - Country comparisons
- Data tables
- All exportable for reuse

<http://fra.europa.eu/DVS/DVT/vaw.php>



**Thank you**



[www.fra.europa.eu](http://www.fra.europa.eu)

[joanna.goodey@fra.europa.eu](mailto:joanna.goodey@fra.europa.eu)