



EMBARGO
22 April 2009
12:00 noon
Brussels time

01

EU-MIDIS

European Union Minorities and
Discrimination Survey

English

2009



Data in Focus Report | **The Roma**

European Union Agency for Fundamental Rights

EU-MIDIS

EUROPEAN UNION MINORITIES AND DISCRIMINATION SURVEY

WHAT is EU-MIDIS?

EU-MIDIS stands for the 'European Union Minorities and Discrimination Survey'.

It is the first EU-wide survey to ask immigrant and ethnic minority groups about their experiences of discrimination and criminal victimisation in everyday life.

As many incidents of discrimination and victimisation go unreported, and as current data collection on discrimination and victimisation against minority groups is limited in many Member States, EU-MIDIS provides the most comprehensive evidence to date of the extent of discrimination and victimisation against minorities in the EU.

In total - 23,500 immigrant and ethnic minority people were surveyed in face-to-face questionnaire interviews in all 27 Member States of the EU during 2008.

A further 5,000 people from the majority population living in the same areas as minorities were interviewed in ten Member States to allow for comparisons of results concerning some key questions.

Each interview lasted between 20 minutes and one hour, and asked people a series of detailed questions.

The First in a Series of 'Data in Focus' Reports

This report focuses on the Roma, and is the first in a series of EU-MIDIS 'Data in Focus' reports to target specific results from the survey. Other reports will look at different groups or will present results from a section of the questionnaire for all groups surveyed.

The other groups that were surveyed as part of EU-MIDIS include North Africans, Sub-Saharan Africans, Turkish, former Yugoslavians, people from Central and East European countries (including EU Member States), and Russians.

As a group, the Roma reported the highest overall levels of being discriminated against of all groups surveyed for EU-MIDIS, and for this reason were chosen as the first group on which to focus.

EU-MIDIS 'Data in Focus' reports provide only an introductory 'snapshot' of the full results from the survey, and are intended to introduce the reader to some core findings. A comprehensive EU-MIDIS results report will follow in due course, and the full dataset from the survey will also be made available on the Agency's website, once all 'Data in Focus' reports are in the public domain, so that anyone can undertake their own analysis of the results.

Nine 'Data in Focus' reports are planned for 2009 and 2010, including the following:

- Experiences of discrimination in nine different areas of life - covering all groups surveyed in all Member States. The nine areas are: (1) when looking for work; (2) at work; (3) when looking for a house or an apartment to rent or buy; (4) by healthcare personnel; (5) by social service personnel; (6) by school personnel; (7) at a café, restaurant, bar or club; (8) when entering or in a shop; (9) when trying to open a bank account or get a loan.
- Experiences of criminal victimisation, including racially motivated crime, in five different crime areas - covering all groups surveyed in all Member States. The five crime areas are: (1) theft of or from a vehicle; (2) burglary or attempted burglary; (3) theft of personal property not involving force or threat; (4) assault and threat; (5) serious harassment.
- Experiences of law enforcement, customs and border control, with comparisons between all groups surveyed, and for those Member States where EU-MIDIS also surveyed members of the majority population living in the same neighbourhoods as minorities.

DATA IN FOCUS REPORT 1 – KEY FINDINGS ON THE ROMA

Experiencing Discrimination as a Roma

- On average – every second Roma respondent was discriminated against at least once in the previous 12 months.
- Roma who were discriminated against experienced on average 11 incidents of discrimination over a 12 month period.

Reporting of Discrimination

- Between 66% and 92% of Roma, depending on the country surveyed, did not report their most recent experience of discrimination in the last 12 months to any competent organisation or at the place where the discrimination occurred.
- The main reason given by Roma for not reporting discrimination was that 'nothing would happen or change' by reporting their experience of discrimination.
- 23% of Roma respondents avoided places because of potential discriminatory treatment, which suggests that levels of discrimination would be higher if avoidance measures were not adopted.

Awareness of their Rights and Complaints Mechanisms

- When asked whether they could name an organisation that could assist them if they had been discriminated against, on average 86% of Roma could not name any organisation.

Perceptions of Discrimination

- On average, 69% of Roma respondents consider that discrimination on the basis of someone's ethnic or immigrant background is widespread in their country.

Being Victims of Crime, and Racially Motivated Crime

- On average – 1 in 4 Roma respondents were victims of personal crime – including assaults, threats and serious harassment – at least once in the previous 12 months.
- On average – 1 in 5 Roma respondents were victims of racially motivated personal crime – including assaults, threats and serious harassment – at least once in the previous 12 months.

- Roma who were victims of assault, threat or serious harassment experienced on average 4 incidents over a 12 month period.
- 81% of Roma who indicated they were victims of assault, threat or serious harassment in the previous 12 months considered that their victimisation was racially motivated.

Reporting being a Victim of Crime

- Between 65% and 100% of Roma, depending on the country surveyed, did not report their experiences of personal victimisation to the police.
- The main reason given by Roma for not reporting their experiences of criminal victimisation to the police was that they were not confident that the police would be able to do anything.

Encounters with Law Enforcement, Customs and Border Control

- On average – 1 in 3 Roma respondents were stopped by the police in the previous 12 months, with every second person indicating that they thought they were stopped specifically because they were Roma.
- Roma who were stopped by the police experienced on average 4 stops over a 12 month period.
- On average – 1 in 4 Roma respondents who were stopped by customs or border control in the previous 12 months when coming back into their country thought they were stopped specifically because they were Roma.

Member State	Abbreviation Code
Bulgaria	BG
Czech Republic	CZ
Greece	EL
Hungary	HU
Poland	PL
Romania	RO
Slovakia	SK

THE SURVEY

The bulk of survey questions in EU-MIDIS covered the following themes:

- questions about respondents' experiences of discrimination because of their minority background in different areas of everyday life, and whether they reported discrimination
- questions on perceptions of different types of discrimination in the country where they live, as well as questions about awareness of their rights and where to make complaints about discriminatory treatment
- questions about respondents' experiences of being a victim of crime, including whether they considered their victimisation happened partly or completely because of their minority background, and whether they reported victimisation to the police
- questions on encounters with law enforcement, customs and border control, and whether respondents' considered

The questionnaire for EU-MIDIS is available at the Agency's website:
www.fra.europa.eu/eu-midis/questionnaireEN

they were victims of discriminatory ethnic profiling practices

With respect to each of the above, respondents were asked about their experiences of discrimination and victimisation in the last five years and in the previous 12 months. **The results reported here focus on people's experiences in the previous 12 months.**

SAMPLE Member States:

**Bulgaria, Czech Republic, Greece, Hungary
Poland, Romania, Slovakia**

500 Roma respondents were interviewed in each Member State

Interview period:

3 May – 10 July 2008

Sampling approach:

- 1) Random route sampling in predominantly urban areas: Greece and Hungary
- 2) Nationwide random route sampling: Bulgaria, Czech Republic, Poland, Romania, Slovakia

EXPERIENCES OF DISCRIMINATION IN THE PREVIOUS 12 MONTHS

On average, every second Roma surveyed for EU-MIDIS was discriminated against on the basis of their ethnicity in the previous 12 months

Survey respondents were asked about their experiences of discriminatory treatment on the basis of their ethnicity in nine areas of everyday life (see box 1).

On average, for the seven Member States where the Roma were surveyed and with respect to the nine different areas

Box 1

Discrimination areas

EU-MIDIS asked the respondents about discrimination they had experienced, in the past 12 months or in the past 5 years, in nine areas:

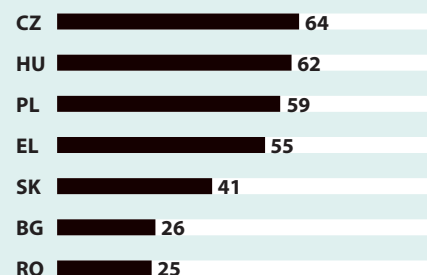
- 1) when looking for work
- 2) at work
- 3) when looking for a house or an apartment to rent or buy
- 4) by healthcare personnel
- 5) by social service personnel
- 6) by school personnel
- 7) at a café, restaurant or bar
- 8) when entering or in a shop
- 9) when trying to open a bank account or get a loan

of discrimination, **47% of all respondents indicated they were victims of discrimination based on their ethnicity in the previous 12 months.**

Figure 1

Average discrimination rate

% discriminated against in the past 12 months (nine areas)



EU-MIDIS, questions CA2-CI2

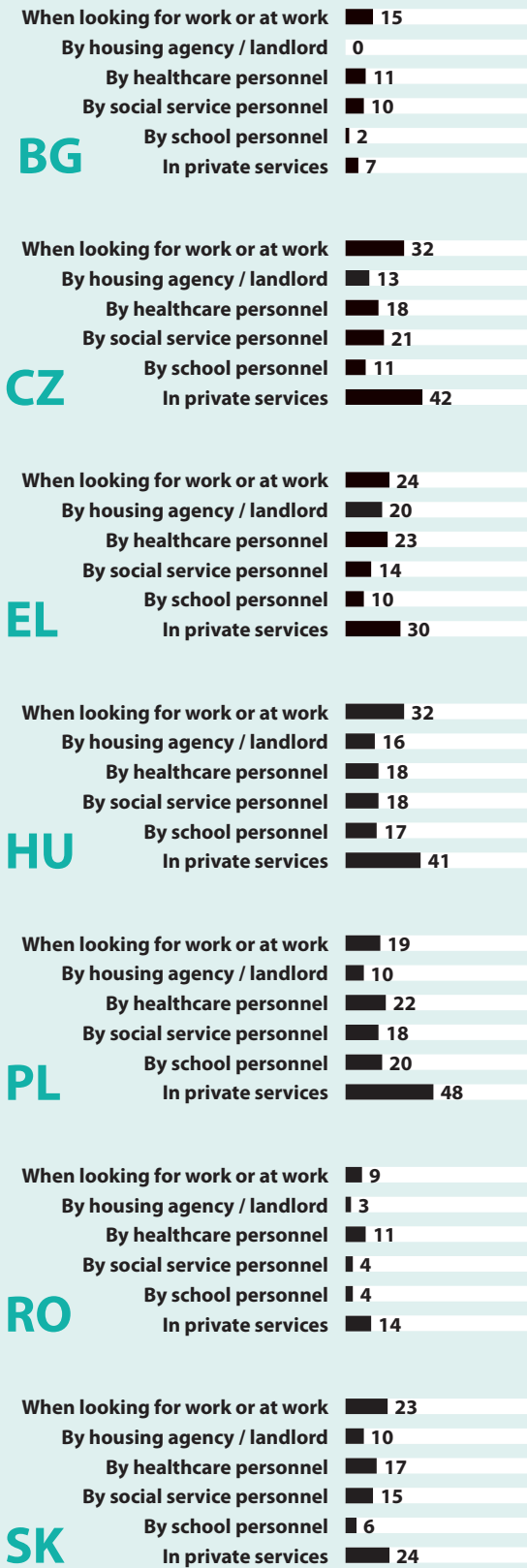
Figure 1 shows the overall discrimination rate, for the nine areas of discrimination surveyed, for each Member State.

In the Czech Republic, Roma respondents reported the highest levels of overall discrimination (64%), closely followed by Hungary (62%). In comparison, Roma respondents in Bulgaria and Romania reported the lowest levels of discrimination.

Figure 2

Specific discrimination experience

■ discriminated against in the past 12 months
 □ not discriminated against



EU-MIDIS, questions CA2-CI2

The results also showed that **Roma who were discriminated against experienced on average 11 incidents of discrimination over a 12 month period.** This indicates that certain Roma are particularly prone to repeat discrimination, and therefore it can be suggested that intervention strategies to address discrimination need to be targeted at this most vulnerable group within Roma communities.


As figure 2 indicates, discrimination in 'private services' dominates people's experiences of everyday discrimination¹, with work-related experiences coming second in most countries surveyed. In Poland, the Czech Republic and Hungary over 40% of respondents experienced discrimination in relation to private services in the previous 12 months. In comparison, respondents in most countries experienced less discrimination in relation to housing matters and in relation to school personnel, which also reflects the fact that not all respondents have children, and not all have sought accommodation in the previous 12 months.

A sizeable percentage of respondents, ranging between 11-23%, indicated that they had experienced discrimination from healthcare personnel in the previous 12 months, and to a lesser extent from social services. Looking at this information in detail for each country serves to highlight areas where discrimination is most concentrated, and where policy attention perhaps needs to be paid.

Figure 3

% of respondents who did not report discrimination to an organisation

incidents in the past 12 months, nine areas



EU-MIDIS, questions CA4-CI4

As shown in figure 3, respondents were asked if they had reported their experiences of discrimination. Between 66% and 92% of respondents in the seven Member States did not report their experiences of discrimination to any organisation or office where complaints can be made, or at the place where the discrimination happened.

Transferring these percentages into actual figures based on the 3,500 Roma respondents surveyed in seven

EU-MIDIS shows the extent to which discrimination against Roma is grossly under-reported. Officially recorded incidents of discrimination only reveal the 'tip of the iceberg' when it comes to the real extent of discrimination against the Roma.

¹ 'Private services' combines results for the following areas: discrimination at a café, restaurant or bar; discrimination when entering or in a shop; discrimination when trying to open a bank account or get a loan.

Member States for EU-MIDIS, 1,641 respondents felt discriminated against in the previous 12 months, and 1,282 of them did not report their experiences anywhere.² If we were to multiply this figure to the entire Roma population in the seven Member States surveyed, the level of non-reporting would extend into thousands of cases every 12 months that do not reach any complaints bodies – including State bodies and NGOs.

On average in the seven Member States surveyed, 79% of the Roma did not report their experiences of discrimination.

The survey went on to ask those who indicated that they didn't report their experiences of discrimination why this was the case. Respondents could give a number of responses, which were categorised by interviewers.



A consistent pattern of responses emerged in all Member States with respect to reasons for non-reporting, which figure 4 summarises for all Member States surveyed. In sum, the overwhelming majority of respondents – 78% – considered that 'nothing would happen or change' by reporting their experience of discrimination to an organisation or office where complaints can be made, or at the place where the discrimination occurred. At the same time, half of respondents didn't know how to go about reporting discrimination, which might suggest they would report discrimination if they knew how. However, 44% did not see the point of reporting discrimination that was just part of their normal everyday existence.

The seriousness of these incidents is indicated by the fact that **1 in 5 respondents did not report discrimination for fear of intimidation from the perpetrators. Likewise, 39% of respondents were concerned about negative consequences should they report an incident.** These results paint a picture of a sense of resignation about the normality of discrimination for many Roma, as well as lack of knowledge about how and where to report discrimination, coupled with concern about intimidation or negative consequences should they report.

The survey also asked respondents whether they avoided certain places, such as shops or cafés, for fear of being treated badly because of their minority background. The results revealed that on average, for the seven Member States surveyed, 23% of Roma respondents avoided places because of potential discriminatory treatment. This kind of preventative behaviour results in a reduction in potentially discriminatory treatment, and it can be suggested that reported discrimination would be higher if these avoidance measures were not undertaken.

² Unweighted data

PERCEPTIONS OF DISCRIMINATION AND RIGHTS AWARENESS

As well as being asked about their personal experiences of discrimination, survey respondents were asked about their general perceptions concerning the extent of discrimination in their country on the following grounds: ethnic or immigrant origin, age, disability, gender, religion or belief, and sexual orientation.

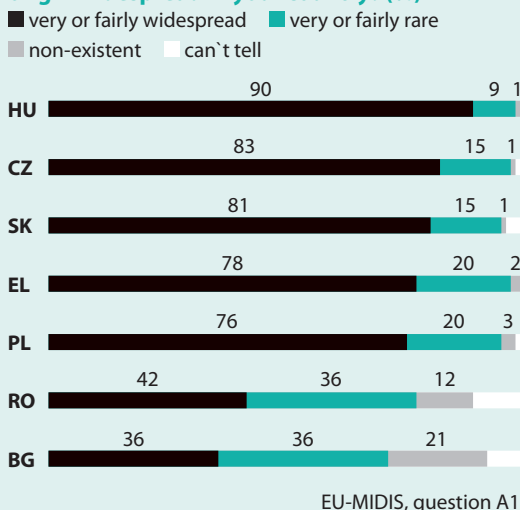
The majority of Roma respondents considered that discrimination on the basis of someone's ethnic or immigrant background is very or fairly widespread in their country – for example, 90% in Hungary and 83% in the Czech Republic.

In Bulgaria and Romania, respectively, only 36 and 42% of respondents identified discrimination on the basis of ethnic or immigrant background as widespread. However, these percentages were higher than for other categories of possible discrimination.

If we compare the survey's findings on people's *perceptions* of discrimination on the basis of ethnicity (figure 5) with their *reported experiences* of discrimination on the basis of their ethnicity (figure 1), then those Member States where respondents report high levels of perceived discrimination also report high levels of actual experiences of discrimination, while those with low perception levels report low experience levels.

Figure 5

Is discrimination based on ethnic or immigrant origin widespread in your country? (%)



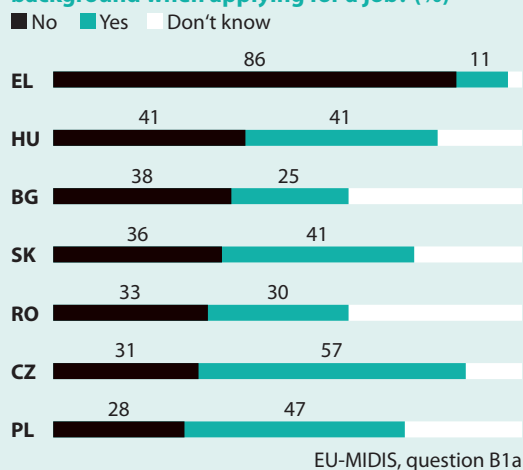
Respondents were also asked a question about their awareness of anti-discrimination legislation in their country (figure 6). When asked whether there is a law prohibiting discrimination against people on the basis of their ethnicity when looking for work, the majority of respondents, with the exception of the Czech Republic, either indicated that there was no such law or that they didn't know. Notably in Greece, 86% indicated there was no such legislation.

Given that EC legislation against discrimination on the grounds of racial or ethnic origin in employment is now in place throughout the EU, this lack of rights awareness suggests that

People's perceptions of discrimination tend to reflect their actual experiences of discrimination.

Figure 6

Is there a law that forbids discrimination against people on the basis of their ethnicity / immigrant background when applying for a job? (%)

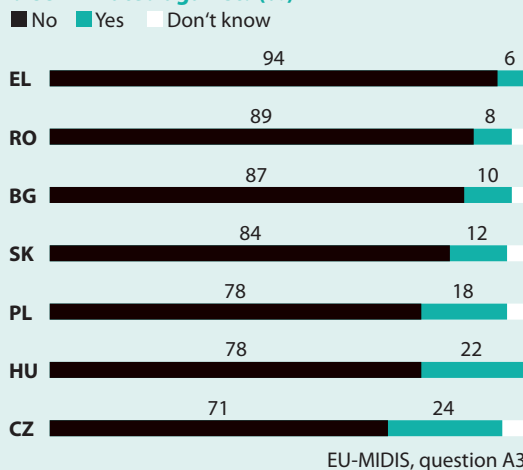


the message about anti-discrimination rights is not reaching some of the most vulnerable minorities in Europe.

The survey also asked respondents to identify any organisation in their country that can offer advice or support to people who have been discriminated against for whatever reason. As figure 7 shows, between 71 and 94% of respondents could not name a single organisation. In sum, the results indicate that although **Roma respondents in the seven countries experience very high levels of discrimination, they are generally unaware that discrimination against them might be illegal, and they also are unable to name organisations in their country – either State bodies or NGOs - that might be able to assist them.**

Figure 7

Do you know of any organisation that can offer support or advise to people who have been discriminated against? (%)



EXPERIENCE OF BEING A VICTIM OF CRIME IN THE PREVIOUS 12 MONTHS

On average, for the seven Member States where the Roma were surveyed, **32% of all respondents were victims of crime in the last 12 months with respect to the five types of crime surveyed** (see box 2).

Box 2

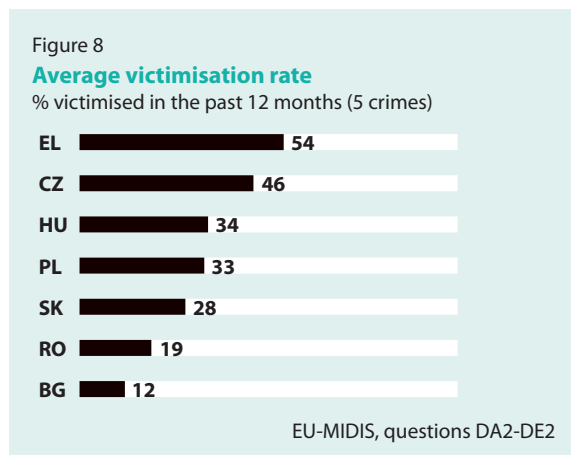
Victimisation areas

EU-MIDIS asked respondents about victimisation they had experienced, in the past 12 months or in the past 5 years, in five areas:

- 1) theft of or from a vehicle
- 2) burglary or attempted burglary
- 3) theft of personal property not involving force or threat
- 4) assault and threat
- 5) harassment of a serious nature

Harassment of a serious nature was included as part of the five crime types surveyed. Although harassment is not strictly a 'crime' in many Member States, questions about harassment are now included in a number of criminal victimisation surveys in an effort to capture incidents that can often intimidate people. As this question was asked after questions on discrimination and at the end of a series of questions on criminal victimisation, respondents were steered towards thinking about harassment in the context of crime rather than discrimination and everyday nuisance. The survey showed that on average in the seven Member States, 61% of victims of harassment considered it to be 'serious', which indicates that it is an area that needs to be looked at with respect to its impact on people's lives.

Figure 8 shows the overall victimisation rate for these five crime types, for each of the seven Member States surveyed.



Roma respondents in Greece reported the highest levels of overall victimisation, followed by the Czech Republic. In comparison, Roma respondents in Bulgaria and Romania reported the lowest levels of victimisation, which is consistent with the survey's findings on lower levels of discrimination experienced in these two countries in comparison with the other Member States surveyed.

On average in the seven Member States surveyed, **79% of the Roma did not report their experiences of assault, threat or serious harassment to the police.**

Looking specifically at 'in person' crimes – that is: **assaults and threats, and harassment of a serious nature** – the survey showed that, on average for the seven Member States surveyed, **23% of all respondents were victims of one or more 'in-person' crimes in the last 12 months.**

Roma who were victims of assault, threat or serious harassment experienced on average 4 incidents over a 12 month period. This shows that 'in-person' crime is a recurring problem for a part of the Roma community, and this suggests that there may be a need for targeted interventions to address the causes of repeat victimisation and how to respond to it effectively.

Figure 9 gives a breakdown of the percentage of all respondents in each Member State who were victims of in-person crime in the last 12 months; which ranges from a low of 5% in Bulgaria to a high of 36% in the Czech Republic. Also shown is the percentage of those in each



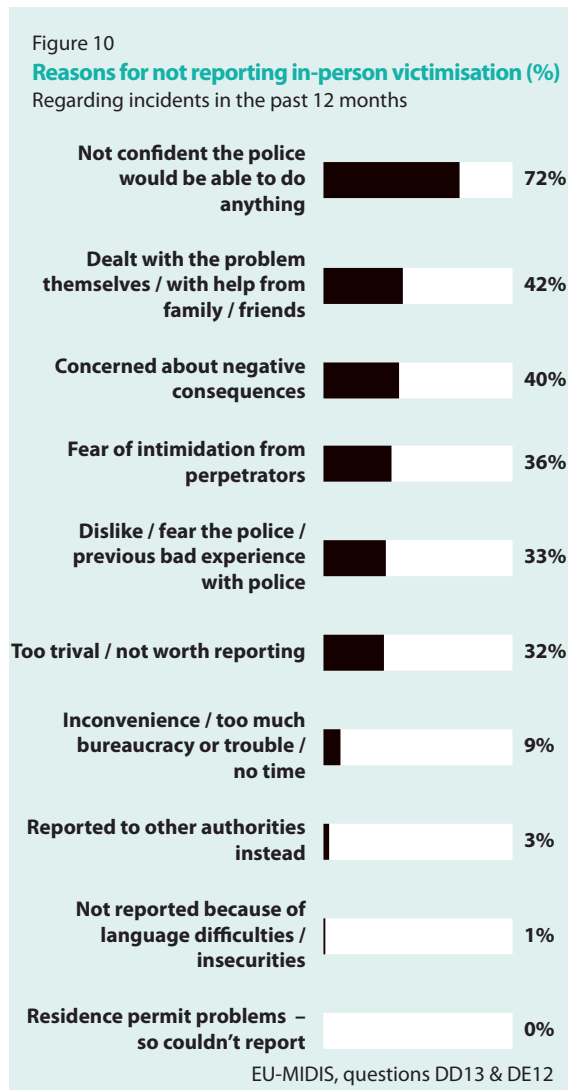
The survey findings indicate that a great deal of work needs to be done to instil the Roma's confidence and trust in the police so that they feel able to report their experiences of victimisation.

Member State who were victims of in-person crime and who did not report their victimisation to the police; which ranges from 69% in Slovakia to 89% in Greece.

As with the under-reporting of discrimination, the findings from EU-MIDIS indicate that the majority of Roma are not reporting their experiences of criminal victimisation to the police. This should be noted given that many of these are crimes of assault and threat.

The survey asked those respondents who didn't report their experiences of 'in person' crime why they hadn't done so. People responded in a variety of ways, and interviewers coded their responses accordingly.

Figure 10 shows respondents' reasons for not reporting crime to the police as an average for all Member States surveyed. The results indicate that reasons for non-reporting are less often to do with the trivial nature of an incident (32%) and more to do with lack of confidence in the police (72%). At the same time, 33% indicated that their reasons for not reporting include dislike or fear of the police, or a previous bad experience with the police.



THE EXTENT OF RACIALLY MOTIVATED CRIME IN THE PREVIOUS 12 MONTHS

In an effort to document racially motivated crime, EU-MIDIS asked respondents to indicate whether they considered that their experiences of criminal victimisation in the last 12 months happened partly or completely because of their minority background.

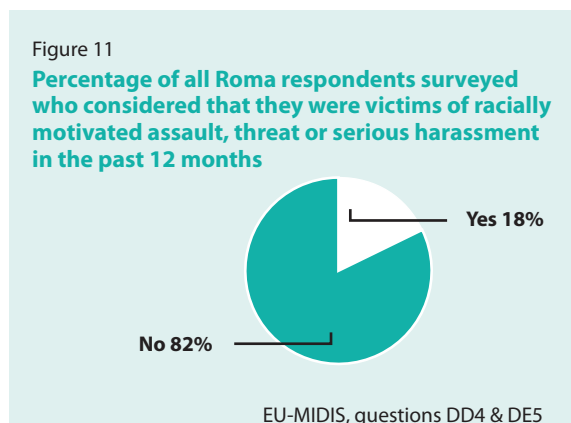


Figure 11 shows that **18% of all Roma surveyed for EU-MIDIS considered that they were a victim of a racially motivated assault, threat or serious harassment in the last 12 months. In other words – of the 3,500 Roma surveyed, 624 were victims of racially motivated assault, threat or serious harassment in the previous 12 months.**³

Given that the overwhelming majority of Roma respondents indicated that they did not report their victimisation, one can assume that the level of officially recorded racist crime significantly undercounts the real extent of the problem.

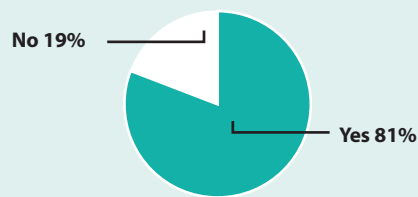
The survey went on to ask those respondents who indicated they were a victim of assault, threat or serious harassment in the last 12 months whether they considered that their victimisation had partly or completely occurred because of their ethnic background. In other words – was the incident racially motivated? As figure 12 shows – the overwhelming majority of victims considered this to be the case. In support of this finding, 73% of respondents identified members of the majority population as being the perpetrators in connection with

the last incident of assault, threat or serious harassment they experienced.

The above evidence on racially motivated assault, threat and serious harassment is of particular concern, and, when coupled with the survey’s findings on low levels of reporting in-person crime to the police, would support the Agency’s conclusions in its Annual Reports to date that there is a real problem with under-counting the extent of racist crime in the majority of EU Member States.

81% of respondents who indicated they were victims of assault, threat or serious harassment considered that their victimisation was racially motivated.

Figure 12
Racial victimisation identified by respondents who were victims of assault, threat or serious harassment in the past 12 months (%)



EU-MIDIS, questions DD4 & DE5

CONTACT WITH LAW ENFORCEMENT, IMMIGRATION, CUSTOMS AND BORDER CONTROL

Respondents were asked a series of questions about their contact with law enforcement, customs and border control.

Questions about law enforcement contact sought to identify experiences of discriminatory treatment by the police. To this end, each respondent was asked whether they had been stopped by the police in the last 12 months, and, if they had been, the interviewer asked a number of detailed questions about the following: how often they were stopped by the police in the last 12 months; whether they were on foot or in some kind of vehicle or public transport when they were stopped; **whether they thought they were stopped because of their minority background (what is known as ‘ethnic profiling’)**; what did the police actually do during the stop; and whether they were treated respectfully by the police. (The full results from this part of the survey, which will compare experiences of law enforcement stops for all groups surveyed in all Member States, will be analysed further and released as another EU-MIDIS ‘Data in Focus’ report.)

Here, figure 13 summarises the research findings with respect to the percentage of Roma respondents in each of the seven Member States who indicated they were stopped by law enforcement in the last 12 months. The results show great variation between the Member States, with 56% of respondents in Greece indicating they were stopped in the last 12 months compared with only 14% in Bulgaria.

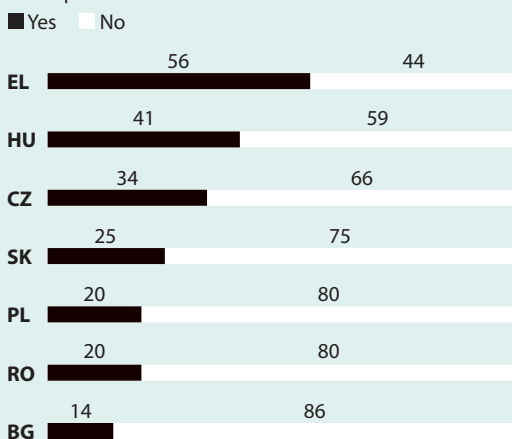
On average, in the seven Member States surveyed, every second Roma who was stopped by the police in the past 12 months considered that they were stopped on the basis of their ethnicity

As with reported rates of discriminatory treatment and victimisation, Bulgaria and Romania report low levels of police stops. This finding could reflect lower rates of exposure of Roma in Bulgaria and Romania to mainstream society, including policing – hence fewer opportunities to be stopped. Alternatively, the volume of policing may simply be lower in some countries than others.

When asked whether they considered that they were stopped by the police in the last 12 months on the basis of their ethnicity – ‘ethnic profiling’ – the results (figure 14) indicate a consistent pattern between the volume of stops and the extent of ethnic profiling. In this regard Greece stands out amongst the seven Member States as having a highly policed Roma community that considers its encounters with the police to be discriminatory. The implications of high contact discriminatory policing for Roma communities do not bode well for the development of good police-community relations, and help to explain low levels of victimisation reporting to the police by the Roma.

In addition, respondents were also asked whether they had been stopped by immigration, customs or border control when entering the country within the last 12 months, and, if they had, whether they considered that they had been

Figure 13
Stopped by the police (%)
In the past 12 months



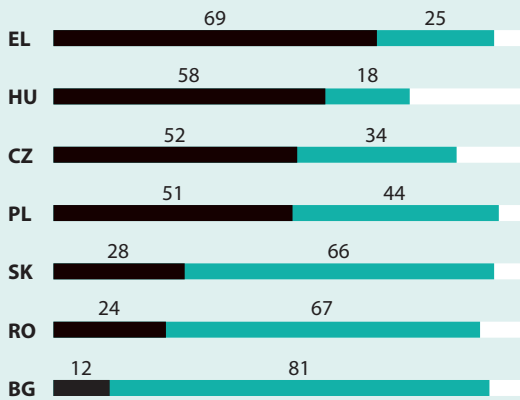
EU-MIDIS, question F3

Figure 14

Perception of profiling when stopped by the police (%)

In the past 12 months

■ Yes ■ No ■ Don't know



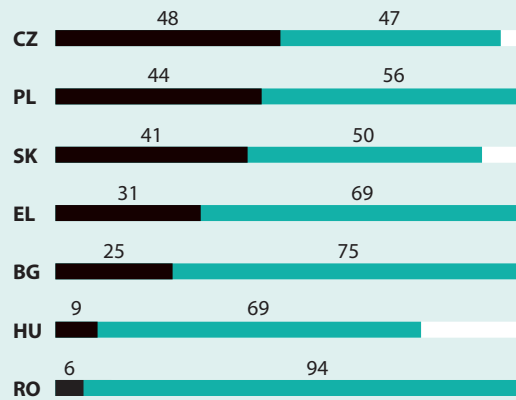
EU-MIDIS, questions F5

Figure 15

Perception of profiling when stopped by the border control (%)

In the past 12 months

■ Yes ■ No ■ Don't know



EU-MIDIS, question G3

singled out for stopping specifically on the basis of their minority background. These results, in figure 15, indicate that half of Roma respondents in the Czech Republic consider that they were singled out for stopping on the basis of their minority status when coming back into the country. Roma in Poland and Slovakia also indicated high levels of ethnic profiling by immigration, customs and border control. In comparison, in Hungary and Romania the number indicating that they were treated differently was very low.

These findings will be explored further in forthcoming EU-MIDIS reports.

On average in the seven Member States surveyed, 1 in 4 Roma considered that they were stopped by border control in the last 12 months on the basis of their ethnicity.

A CAUTIOUS NOTE WHEN LOOKING AT FAVOURABLE RESULTS

Roma in Bulgaria (and to a lesser extent in Romania) consistently provided more favourable responses to most of the survey questions, with respect to non-discrimination and non-victimisation, when compared with the other Roma groups surveyed.

It can be suggested that these favourable results are rooted in the fact that the Roma in Bulgaria, as reflected in the survey results, are more isolated from mainstream society, and effectively operate in a 'parallel society' with infrequent contacts with the outside world.

This assumption is supported by EU-MIDIS data which shows that Bulgarian Roma were among those minorities surveyed in all Member States with the least contact with the police,

were only in rare contact with services outside their own communities, and had an unemployment rate of 33%. In addition, the interviewer-based assessment of whether the neighbourhood where the interview was conducted was 'predominantly an immigrant/minority population neighbourhood' resulted in 72% of interviewers indicating it was, which was the highest figure for all Roma groups surveyed in EU-MIDIS.

The isolated nature of the Roma community in Bulgaria would appear to shelter its members from discrimination and victimisation, whereas Roma in other Member States are more exposed through their regularised contacts with mainstream society and services.

SOME CONSIDERATIONS FOR POLICY DEVELOPMENT

The results have indicated high levels of discrimination and victimisation amongst the Roma in the seven Member States surveyed, while, at the same time, showing low levels of rights awareness and knowledge about, or trust in, mechanisms for making complaints. Respondents also indicate that they have very little faith in the police as a public service. This situation is reflected by the fact that the great majority of discriminatory incidents and criminal victimisation against the Roma are never reported to any organisation – either State-run, including the police, or NGOs.

The results point to a number of issues for policy makers and practitioners that need to be addressed regarding the situation of the Roma at national and Community level.

- What is the impact of policies and action plans currently operating at Community and Member State level to address discrimination against the Roma? Are there examples of good practices in place, which in both the short and long-term have been shown to improve the situation of the Roma?
- Which social policies (employment, housing, health care, social services, education) are targeted most with funding instruments to address discrimination against the Roma? Given the results of the survey, are they addressing policy areas where discriminatory treatment is encountered most by the Roma, and do they reach those Roma who experience the most discrimination?
- What policies and action plans exist at Community and Member State level to raise awareness amongst the Roma about their rights, and to provide an environment where Roma feel confident to report discriminatory treatment in

the knowledge that their complaints will be taken seriously and followed up by the responsible organisations and public authorities?

- What can be done to address the situation of Roma with respect to their experiences of criminal victimisation and, in particular, their experiences of racist victimisation and harassment? How can a public service culture be promoted amongst law enforcement so that Roma feel able and are encouraged to report their experiences of victimisation to the police?
- What are the implications of ethnic profiling of Roma by law enforcement, immigration, customs and border control? Do these practices increase the identification of criminal activity and serve to discourage criminality, or do they further alienate and discriminate against Roma communities both in their own countries and as they assert their right to freedom of movement in the EU?
- Experience and fear of discrimination causes some Roma to adopt life strategies that avoid situations of possible discrimination. Considering the effect such strategies or mind-sets may have on young Roma, what can be done through educational programmes that would increase the confidence of and rights awareness amongst Roma children, and youth, so that they can aspire to equality of opportunity?

EU-MIDIS METHODOLOGY

Groups surveyed

EU-MIDIS interviewed respondents from selected immigrant and ethnic minority groups in the 27 EU Member States. Target groups were selected based on information provided by the Agency's RAXEN National Focal Points - consortia of institutions in each Member State with expertise in the fields of immigration, ethnic minorities and racism, which are contracted to undertake research for the Agency. The choice of target groups allows comparisons of results between the minority groups in different Member States, and between countries where similar groups have been interviewed. As the costs of surveying all minority groups throughout the EU are too great, preference was given to surveying the largest ethnic minority or immigrant group or groups in each country, and those considered vulnerable to discriminatory treatment and criminal victimisation.

Between one and three target groups were selected for interviewing in each Member State, with a minimum of 500 respondents per group.

Representative sampling

The survey set out to produce results for a representative sample of the chosen minority or minorities for surveying in each Member State. To this end, **quota sampling was rejected** and the **survey adopted a multi-stage random sampling approach** in order to reach members of the chosen minorities who might otherwise not be contacted through more convenient sampling approaches, such as contacting NGOs that work with minorities or targeting locations where some members of minority groups traditionally gather.

The Agency piloted different random sampling approaches in six Member States prior to the adoption of the final sampling approach. The main sampling approach consisted of three stages: (i) random route; (ii) focused enumeration; and (iii) household screening. In some countries register-based population data could be used for random sampling

of respondents. Interviews were distributed geographically based on available population statistics, which identified medium and high areas of population concentration for the target groups (defined as Primary Sampling Units). In a couple of Member States where the random route approach was unable to identify enough respondents for interviewing within a given time frame, interviewer-generated sampling was used as a fall-back approach to reach the required number of interviews.

The survey was mostly undertaken in each country's largest cities and their metropolitan areas. In cases where, based on available population data, the selected target group was predominantly located outside the main cities, the sample was allocated accordingly. Through these means, the results for each Member State – using the survey's multi-stage sampling approach – are representative of the groups living in these locations. Results are weighted based on selection probabilities for each respondent surveyed.

Gallup Europe undertook the fieldwork for EU-MIDIS under the supervision of FRA staff who took part in interviewer training sessions and observed fieldwork in selected Member States.

For a full description of the sampling approach adopted for the survey see the EU-MIDIS 'Technical Report', which is available at:

www.fra.europa.eu/eu-midis

BRIEF DESCRIPTION OF THE INTERVIEWED ROMA GROUPS

EU-MIDIS collected information about each respondent's personal characteristics, including: gender, age, mother tongue, citizenship, country of birth, length of residence in the country, employment status, household income, years of education, religion or belief. All results from the survey are made anonymous for aggregate statistical purposes so that no individual can be identified. All information was given on a voluntary basis.

In addition – interviewers themselves filled out background information about the neighbourhood where each interview was conducted, and about the circumstances of the interview; for example, whether the interviewee was alone or not throughout the interview.

Findings on respondents' characteristics and interviewer-generated information will be made available through the Agency's website for further analysis by any interested party.

Origins

EU-MIDIS interviewed Roma people in seven EU Member States (Bulgaria, Czech Republic, Greece, Hungary, Poland, Romania and Slovakia). According to the results of the survey, the Roma in these countries are predominantly incumbent minorities; that is, national citizens who were born in the countries where they were surveyed (97%-100%). The proportion of 'immigrants' among the Roma is by far the highest in the Czech Republic, where 12% of interviewees indicated that they were born outside of the country (including elsewhere in the former Czechoslovakia – which means the Slovak Republic).

Socio-demographic data

The Greek Roma are in the most disadvantaged position in terms of education - only 4% of them reported schooling with a duration of at least ten years, indicating that the majority of respondents completed primary education at most. Furthermore, 35% of the Roma interviewed in Greece were illiterate. This proportion is 11% in Poland, 10% in Romania and 5% in Bulgaria. Even in Member States where Roma illiteracy is not a widespread problem, the proportion of those who continued their education at secondary level (e.g. went to school for over 9 years) remains rather low: 22% in Bulgaria, 36% in Hungary and 38% in Slovakia.

At the time of the interview, the rate of Roma employed in paid jobs (self-employed or in full or part time jobs) reaches its maximum in the Czech Republic with 44%. On the other hand, only 17% in Romania and 18% in Poland claim to have such jobs; further activity rates are as follows: Bulgaria: 32%, Greece: 34%, Hungary: 31%, Slovakia: 25%. At the same time, the average age of the samples is not dramatically different from one country to another in a way that it could "naturally" affect activity rates: it ranges between 35 and 39 years.

Cultural background

Although the Roma are reported here as one 'group', the reader should bear in mind that there is great diversity between and within Roma populations in the EU. Surveys on the majority population often compare results between Member States with little consideration given to differences between the populations surveyed – the results for EU-MIDIS should be interpreted with due consideration for the cultural diversity and composition of Roma groups surveyed.

For example: when asked about their mother tongue, 47% of Roma indicated that they had another mother tongue to that of the official national language/s of the Member State. There was great variation between the Roma interviewed in different countries, with, for example, 100% of Roma in Hungary stating that Hungarian was their mother tongue, whereas in Bulgaria only 25% said that Bulgarian was their mother tongue. In terms of religious denomination, the Roma generally do not differ significantly from the majority population in Member States; however, in Bulgaria a significant minority of the Roma are Muslims. On the other hand, relatively few Roma indicate that they are not religious (the most in the Czech Republic: 26%, and in Hungary: 16%, and everywhere else at or below 6%). About one in ten respondents in Slovakia, Greece and Poland indicated that usually they wear apparel that is specific to their ethnic group; in the other Member States virtually no one considered their clothing specific to their ethnicity.

Segregation

According to the judgment of the interviewers who were talking to Roma in different locations in the Member States, spatial segregation is high amongst the Roma; that is, they are living in areas predominantly populated by other Roma: highest in Bulgaria (72%), Romania (66%), Slovakia (65%) and Greece (63%). The implications of this should be borne in mind when looking at the results, as higher levels of spatial segregation imply that Roma respondents are cut-off from mainstream society, which, on the one hand implies that they experience high levels of discrimination, but, on the other hand, may serve to shelter them from discriminatory treatment as contact with the majority population is limited.

European Union Agency for Fundamental Rights

EU-MIDIS

European Union Minorities and Discrimination Survey

Data in Focus Report 1:

The Roma

Design: red hot 'n' cool, Vienna

Printer: Elanders Hungary Kft., Budapest

2009 - 16 pp, - 21 x 29.7 cm

ISBN-13: 978-92-9192-370-0

TK-78-09-588-EN-C



Copyright OSCE

A great deal of information on the European Union Agency for Fundamental Rights is available on the Internet. It can be accessed through the FRA website (<http://fra.europa.eu>).

© European Union Agency for Fundamental Rights, 2009

Reproduction is authorised, except for commercial purposes, provided the source is acknowledged.

ISBN 978-92-9192-370-0



789291 923700

TK-78-09-588-EN-C

VISIT:

www.fra.europa.eu/eu-midis

SEE ALSO:

TECHNICAL REPORT (ON-LINE)

SURVEY QUESTIONNAIRE (ON-LINE)

COMING SOON:

DATA IN FOCUS – NORTH AFRICANS

DATA IN FOCUS – SUB-SAHARAN AFRICANS

DATA IN FOCUS – RIGHTS AWARENESS

DATA IN FOCUS – LAW ENFORCEMENT